

# LOOKBOOK

*The*

*VOLUME 6.1*



Thermador 

# TABLE *of* CONTENTS

INTRODUCTION	4
COLLECTIONS	6
COOKING	8
REFRIGERATION	70
DISHWASHERS	94
BUILT-IN COFFEE MACHINE	104
ACCESSORIES	110
PRODUCT INDEX	126
PRODUCT WARRANTY	128
EXPERIENCE THERMADOR	129





# *The* GENESIS *of* EXCEPTIONAL

It all began in 1916, when Thermador broke boundaries with the first built-in heaters. We've since invented the wall oven, the patented Pedestal Star® Burner, and exclusive Culinary Preservation Centers.

Experience unparalleled performance and leading innovations across cooling, cooking, and dish care—and learn why Thermador products are nothing less than exceptional.





# *The* MASTERPIECE *COLLECTION*

Updated with vibrant color displays, stunning metallic gray glass, and contemporary handles crafted with high-quality stainless steel, the Masterpiece look allows for flexibility to harmonize different products in the same space.



# *The* PROFESSIONAL *COLLECTION*

Carefully crafted to suit the ambitious desires of real cooks, the entire collection has been updated with vibrant LCD displays, stunning metallic gray glass, and dramatic handles crafted with high-quality stainless steel.



## Spotlight Feature

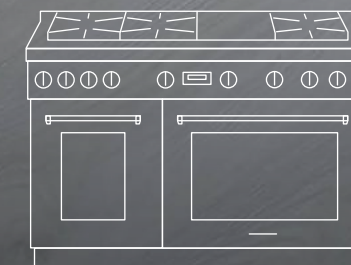
The Thermador patented Pedestal Star® Burner unique star shape allows for superior flame distribution with 56% more coverage, resulting in a reduced cold spot and more precise control over everything you cook.



# RANGES

FOR THE PROFESSIONAL COLLECTION

Our collection of Pro Grand® and Pro Harmony® Ranges offer a variety of sizes and styles, and are engineered to suit both large and compact kitchens.




PRO HARMONY® GAS RANGE

Professional  
48-INCH – PRG486WDH



# FEATURES

## PROFESSIONAL RANGES



### ★ QuickClean Base®

The raised, patented Pedestal Star® Burner and porcelain maintop have been crafted for stunning design and easy cleanup. A hand and sponge fit easily under each burner to wipe the surface clean, and teardrop emboss reduces food buildup near the base.

### Telescopic Racks

Full Access® telescopic racks glide smoothly on ball bearings, allowing them to expand completely for safe, easy access. Additionally, robust construction safely supports the heaviest dishes while integrated easy-grip handles make them easy to use.

### Single Fan Technology

Our convection technology is so powerful that only one fan is needed. Convection keeps the temperature consistent throughout the cavity and allows for multi-rack cooking, while controlled airflow patterns optimize the transfer of heat so food is heated evenly.

### Star-K Certified

Thermador Professional® Ranges are Star-K certified making it possible to use them on the Sabbath or the Holidays.



★ Thermador® Exclusive



### ★ Patented Pedestal Star® Burner



Star Burner: up to 50 ports / 16 3/4" perimeter

Conventional Burner: 28 ports / 10 3/4" perimeter

### ★ ExtraLow®

Our ExtraLow feature provides a wide range of temperature control. It cycles the patented Pedestal Star® Burner on and off to maintain a very low temperature. Perfect for simmering delicate sauces or keeping food warm without scorching or stirring.

### ★ A Touch of Bold

Adorn your rangetop with a personal touch. Our cast metallic knobs in signature Thermador Blue are sure to bring an artistic allure to any culinary space.\*

\*Sold separately; see accessories section, pages 116–117



★ Thermador® Exclusive



# FEATURES

## PROFESSIONAL RANGES

### Select Professional Ranges

#### ★ Color TFT Display

The TFT display panel offers a vibrant, full-color touchscreen display that lets you easily adjust settings\*.

\*Available on all models with the exception of 30" Pro Harmony models

#### ★ Fast Self-Clean

In as little as 1.5 hours, the interior walls and rack supports become clean, thanks to the leading self-cleaning cycle on the market\*.

\*Self-clean not available on Pro Harmony gas ranges

#### ★ Pro Indoor Grill

Easy-to-clean, indoor grilling feature boasts industry-leading design, featuring ceramic briquettes and fusion coated grill plates that fully cover the heating elements to offer exceptional grilling performance with genuine smoky flavor while minimizing flare-ups. 2 heating zones let you control the front and back zones independently.

#### True Convection

True Third Element convection means you can cook multiple dishes—up to 5 levels of sheet pans—with even baking results and no flavor transfer.

#### Removable Griddle and Grill Accessory

Our 12" non-stick, corrosion resistant cast-aluminum easy-clean coated surface griddle is thermostatically controlled to deliver consistent, even heating across the entire surface. It is also removable for easy cleaning or interchange it with our grill accessory\*. Our non-stick, rust-proof cast-aluminum grill accessory features an easy-clean coated surface that is dishwasher-safe.

\*Grill accessory sold separately

#### ★ Thermador® Connected Experience

With features including remote start, recipe suggestions, and cooking tips, the *Thermador Connected Experience by Home Connect™* is designed to enhance your cooking experience\*.

\*Available within large ovens on all models with the exception of 30" Pro Harmony models

#### ★ Thermador® Exclusive



# PRO HARMONY®

## PROFESSIONAL RANGES 24-INCH DEPTH

Counter-depth Thermador Pro Harmony® Ranges have milled stainless steel knobs, bullnose front, and a color TFT display on select models\*.



#### ★ 5 Burners, 30-Inch Footprint, Zero Clearance

The powerful, patented Pedestal Star® Burners fire up to a total of 59,000 BTUs yet only require 300 CFM venting. Thanks to an innovative technology this allows for a flush installation against a kitchen wall with zero clearance for complete design flexibility.\*\*

\*\*When compared to professional ranges with traditional BTU output

#### Truly Flush Mounted Range

Pro Harmony Ranges are designed to fit perfectly flush in standard 24" depth cabinets.

#### 18,000 BTU Patented Pedestal Star® Burners

Delivers superior cooking flexibility by offering maximum heat out put on front burners.

#### Exceptional Oven Capacity

36" models offer up to 5.1 cubic feet capacity that accommodates even the largest meals effortlessly.

\*Not available on 30" models


#### ★ Thermador® Exclusive



# PRO GRAND®

PROFESSIONAL RANGES  
27-INCH DEPTH

Featuring bold, iconic design elements including temperature gauge, color TFT display, bullnose front, and milled stainless steel knobs with down lighting, Pro Grand® Ranges stand out with the quality craftsmanship and close attention to detail that only Thermador delivers.



★ *Liberty® Induction Module*

Available on the 36" and 48" range sizes, the Liberty Induction Module features two induction zones for added flexibility, plus HeatShift® technology, which automatically adjusts the heat when a pot or pan is moved from one zone to the other.

*Color TFT Interface*

Get set for culinary success. The TFT display panel offers a vibrant, full-color touchscreen display that lets you easily adjust settings.

★ *22K Patented Pedestal Star® Burner*

Our powerful, patented Pedestal Star Burner delivers 22,000 BTU of pure cooking power for better searing and faster boiling.

★ *SoftClose® Hinges*

Hydraulic SoftClose hinges prevent slamming and ensure ultra smooth closing of both ovens and the warming drawer.

*Extra Large Oven Capacity*

Our 36" and select 48" ovens within our Pro Range collection offer a maximum capacity of up to 5.7 cubic feet and can accommodate full-sized commercial sheet pans.

★ *Thermador® Exclusive*



# PRO GRAND®

PROFESSIONAL RANGES

★ *Faster Boiling Time*

Our patented Pedestal Star® Burner provides up to 22,000 BTU/hr of output with a superior heat distribution that boils water in a fraction of the time compared to a conventional range or cooktop.

*Multi-Point Temperature Probe*

The multi-point temperature probe utilizes multiple cooking points for added precision and consistency.

★ *Large Capacity*

60" Pro Grand Range accommodates professional-grade catering trays, and select models' secondary oven has more capacity than the competition's primary 30" ovens. At a massive 10.6 cubic feet, it has the largest combined oven cooking capacity on the market.

★ *Dual Zone, Double Griddle*

The 60" Pro Grand Range is available with a large dual zone, double griddle, perfect for cooking both delicate recipes, as well as searing at high temperatures.

*Flush Wall Install*

The 60" Pro Grand Range is the first of its size that can be installed flush against a combustible wall\* with zero clearance for pure, unadulterated design flexibility.

\*As defined in the "National Fuel Gas Code" (ANSI Z223.1, Current Edition)


★ *Thermador® Exclusive*



# PRO GRAND®

## PROFESSIONAL RANGES STEAM

With a steam and convection combination oven, full size convection oven, warming drawer and multiple cooktop configuration options, the Thermador Pro Grand Range collection also combines a bold design with easy-to-clean surfaces and exclusives, like our patented Pedestal Star® Burner.



### ★ Seven Cooking Options

Both the 60" and 48" Ultimate Culinary Center® feature seven distinct cooking options including ExtraLow® simmering technology, 22,000 BTUs of cooking power, scratch resistant coated surface Griddle & Grill or Double Griddle, a large capacity Convection Oven, Warming Drawer and Steam & Convection Oven.

### ★ Liberty® Induction Module

Available on the 48" model, the Liberty Induction Module features two induction zones for added flexibility, plus HeatShift® technology, which automatically adjusts the heat when a pot or pan is moved from one zone to the other.

### ★ Steam and Convection Oven

The award-winning oven offers three distinct cooking variations: Steam only, Convection only or Steam and Convection Cooking which makes food crisp on the outside and moist on the inside.

### ★ Dual Zone, Double Griddle

The 60" Pro Grand Range is available with a large dual zone, double griddle, perfect for cooking both delicate recipes, as well as searing at high temperatures.

### ★ Warming Drawer

The spacious warming drawer featuring 3 power levels uses a powerful element to ensure quick and even heating.

★ Thermador® Exclusive





48-Inch, Dual-Fuel



Grill or Griddle

- Pro Indoor Grill with Ceramic Briquettes or Electric Griddle
- 6 Patented Pedestal Star® Burners (2 with ExtraLow®)
- Convection Oven (Lg. Only)

48-Inch – PRD486WLHU (Pro Indoor Grill)  
48-Inch – PRD486WDHU (Electric Griddle)



Grill / Griddle Combination

- Pro Indoor Grill with Ceramic Briquettes and Electric Griddle
- 4 Patented Pedestal Star® Burners (2 with ExtraLow®)
- Convection Oven (Lg. Only)

48-Inch – PRD484WCHU

36-Inch, Dual-Fuel



Grill or Griddle

- Pro Indoor Grill with Ceramic Briquettes or Electric Griddle
- 4 Patented Pedestal Star® Burners (2 with ExtraLow®)
- Convection Oven

36-Inch – PRD364WLHU (Pro Indoor Grill)  
36-Inch – PRD364WDHU (Electric Griddle)



6 Burners

- 6 Patented Pedestal Star® Burners (2 with ExtraLow®)
- Convection Oven

36-Inch – PRD366WHU

30-Inch, Dual-Fuel



★ 5 Burners

- 5 Patented Pedestal Star® Burners (2 with ExtraLow®)
- Convection Oven

30-Inch – PRD305WHU



4 Burners

- 4 Patented Pedestal Star® Burners (2 with ExtraLow®)
- Convection Oven

30-Inch – PRD304WHU

\*Home Connect™ not available on 30" Pro Harmony models



48-Inch, Gas



Grill

- Pro Indoor Grill with Ceramic Briquettes
- 6 Patented Pedestal Star® Burners (2 with ExtraLow®)
- Convection Oven (Lg. Only)

48-Inch – PRG486WLH



Griddle

- Electric Griddle
- 6 Patented Pedestal Star® Burners (2 with ExtraLow®)
- Convection Oven (Lg. Only)

48-Inch – PRG486WDH

36-Inch, Gas



Grill

- Pro Indoor Grill with Ceramic Briquettes
- 4 Patented Pedestal Star® Burners (2 with ExtraLow®)
- Convection Oven

36-Inch – PRG364WLH



Griddle

- Electric Griddle
- 4 Patented Pedestal Star® Burners (2 with ExtraLow®)
- Convection Oven

36-Inch – PRG364WDH



6 Burners

- 6 Patented Pedestal Star® Burners (2 with ExtraLow®)
- Convection Oven

36-Inch – PRG366WH

30-Inch, Gas



★ 5 Burners

- 5 Patented Pedestal Star® Burners (2 with ExtraLow®)
- Convection Oven

30-Inch – PRG305WH



4 Burners

- 4 Patented Pedestal Star® Burners (2 with ExtraLow®)
- Convection Oven

30-Inch – PRG304WH

\*Home Connect™ not available on 30" Pro Harmony models





60-Inch, Dual-Fuel



Grill / Griddle Combination

- Pro Indoor Grill with Ceramic Briquettes and Electric Griddle
- 6 Patented Pedestal Star® Burners (4 with ExtraLow®)
- Convection Oven (Lg.), Steam and Convection Oven (Sm.) and Warming Drawer

60-Inch – PRD606WCSG



Double Griddle

- 24" Double Griddle
- 6 Patented Pedestal Star® Burners (4 with ExtraLow®)
- Convection Oven (Lg.), Steam and Convection Oven (Sm.) and Warming Drawer

60-Inch – PRD606WESG



Grill / Griddle Combination

- Pro Indoor Grill with Ceramic Briquettes and Electric Griddle
- Convection Oven (Both)
- 6 Patented Pedestal Star® Burners (4 with ExtraLow®)

60-Inch – PRD606WCG



Double Griddle

- 24" Double Griddle
- Convection Oven (Both)
- 6 Patented Pedestal Star® Burners (4 with ExtraLow®)

60-Inch – PRD606WEG

48-Inch, Dual-Fuel



Induction

- Multi-Zone Liberty® Induction Module
- 6 Patented Pedestal Star® Burners (4 with ExtraLow®)
- Convection Oven (Lg.), Steam and Convection Oven (Sm.) and Warming Drawer

48-Inch – PRD48WISGU



Grill / Griddle Combination

- Pro Indoor Grill with Ceramic Briquettes and Electric Griddle
- 4 Patented Pedestal Star® Burners (4 with ExtraLow®)
- Convection Oven (Lg.), Steam and Convection Oven (Sm.) and Warming Drawer

48-Inch – PRD48WCSGU



Grill

- Pro Indoor Grill with Ceramic Briquettes
- 6 Patented Pedestal Star® Burners (4 with ExtraLow®)
- Convection Oven (Lg.), Steam and Convection Oven (Sm.) and Warming Drawer

48-Inch – PRD48WLSGU



Griddle

- 12" Electric Griddle
- 6 Patented Pedestal Star® Burners (4 with ExtraLow®)
- Convection Oven (Lg.), Steam and Convection Oven (Sm.) and Warming Drawer

48-Inch – PRD48WDSGU

48-Inch, Dual-Fuel



Induction

- Multi-Zone Liberty® Induction Module
- 6 Patented Pedestal Star® Burners (4 with ExtraLow®)
- Convection Oven (Both)

48-Inch – PRD486WIGU



Grill / Griddle Combination

- Pro Indoor Grill with Ceramic Briquettes and Electric Griddle
- 4 Patented Pedestal Star® Burners (4 with ExtraLow®)
- Convection Oven (Both)

48-Inch – PRD484WCGU



Grill or Griddle

- Pro Indoor Grill with Ceramic Briquettes or Electric Griddle
- 6 Patented Pedestal Star® Burners (4 with ExtraLow®)
- Convection Oven (Both)

48-Inch – PRD486WLGU (Pro Indoor Grill)

48-Inch – PRD486WDGU (Electric Griddle)

36-Inch, Dual-Fuel



Induction

- Multi-Zone Liberty® Induction Module
- 4 Patented Pedestal Star® Burners (4 with ExtraLow®)
- Convection Oven

36-Inch – PRD364WIGU



Grill or Griddle

- Pro Indoor Grill with Ceramic Briquettes or Electric Griddle
- 4 Patented Pedestal Star® Burners (4 with ExtraLow®)
- Convection Oven

36-Inch – PRD364WLGU (Pro Indoor Grill)

36-Inch – PRD364WDGU (Electric Griddle)



6 Burners

- 6 Patented Pedestal Star® Burners (4 with ExtraLow®)
- Convection Oven

36-Inch – PRD366WGU

48-Inch, Gas



Grill or Griddle

- Pro Indoor Grill with Ceramic Briquettes or Electric Griddle
- 6 Patented Pedestal Star® Burners (4 with ExtraLow®)
- Convection Oven (Both)

48-Inch – PRG486WLG (Pro Indoor Grill)

48-Inch – PRG486WDG (Electric Griddle)

36-Inch, Gas



Grill or Griddle

- Pro Indoor Grill with Ceramic Briquettes or Electric Griddle
- 4 Patented Pedestal Star® Burners (4 with ExtraLow®)
- Convection Oven

36-Inch – PRG364WLG (Pro Indoor Grill)

36-Inch – PRG364WDG (Electric Griddle)



6 Burners

- 6 Patented Pedestal Star® Burners (4 with ExtraLow®)
- Convection Oven

36-Inch – PRG366WG



The *Thermador*® *Connected*  
*Experience* by *Home Connect*™

# HOME, SMART HOME.

Enabled in every product category, Home Connect is your portal to exceptional culinary experiences including exclusive tips, recipes, and remote control—all through your mobile device. And with the ability to seamlessly integrate with smart devices already present in the home, such as Amazon Alexa, Google Home, and other trusted partners—you have the power to remotely control your connected Thermador appliances with the sound of your voice.



## Spotlight Feature

Connect your Thermador appliances to smart devices in your home, such as Amazon Alexa and Google Home.



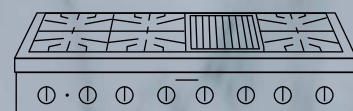




# RANGETOPS

FOR THE PROFESSIONAL COLLECTION

Thermador® Rangetops feature an array of innovative new features, such as LED illumination of the control panel knobs, combined with exclusive heritage features, like our patented Pedestal Star® Burner with QuickClean Base®.



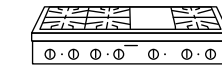
RANGETOP

Professional  
48-INCH – PCG486WL

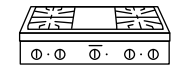


## FEATURES

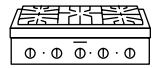
### PROFESSIONAL RANGETOPS



48-INCH



36-INCH



30-INCH

#### ★ LED Bullnose Down Lighting

Thoughtfully designed rangetop offers LED lighting to illuminate the control panel.

#### ★ QuickClean Base®

The raised, patented Pedestal Star® Burner and porcelain maintop have been crafted for perfect integration and easy cleanup. A teardrop emboss allows for easier cleanup.

#### ★ ExtraLow®

Our ExtraLow feature provides a wide range of temperature control. It cycles the patented Pedestal Star® Burner on and off to maintain a very low temperature. Perfect for simmering delicate sauces or keeping food warm without scorching or stirring.

#### ★ Our Exclusive, Patented Pedestal Star® Burner

By creating a perimeter 56% longer than a round burner, the unique star shape allows for more flame ports. The result is a burner that delivers superior flame spread and a reduced cold spot for faster and more even heating.

#### Star-K Certified

Thermador Professional® Rangetops are Star-K certified making it possible to use them on the Sabbath or the holidays.



#### Fast Time to Boil®

Our patented Pedestal Star® Burner provides 18,000 BTU of output on select burners with a superior heat distribution that boils water in a fraction of the time compared to a conventional range or cooktop.

\*Available on select burners

#### ★ A Touch of Bold

Adorn your rangetop with a personal touch. Our cast metallic knobs in signature Thermador Blue are sure to bring an artistic allure to any culinary space.\*\*

\*\*Sold separately; see accessories section, page 118

#### ★ Thermador® Exclusive



# FEATURES

## PROFESSIONAL RANGETOPS

### Custom Configurations

Configure your rangetop to match the way you cook, by selecting a 12" electric griddle model with an optional grill accessory. Or choose the Pro Indoor Grill model with interchangeable griddle accessory. All are easy to clean and dishwasher safe.

### ★ 5 Burners, 30-Inch Design, Zero Clearance

Delivering the ultimate in luxury performance in a 30" design, the powerful, patented Pedestal Star® Burners fire up to a total of 59,000 BTUs yet only require 300 CFM venting. Thanks to an innovative technology this allows for a flush installation against a kitchen wall with zero clearance for complete design flexibility.

### ★ Pro Indoor Grill

Easy-to-clean, indoor grilling feature boasts industry-leading design, featuring ceramic briquettes and fusion coated grill that fully cover the heating elements to offer exceptional grilling performance with genuine smoky flavor while minimizing flare-ups. Two heating zones let you control the front and back zones independently.

### 18,000 BTU on Every Front Burner and 15,000 BTU on Every Back Burner\*

Delivers superior cooking flexibility by offering maximum heat output on every burner.

\*Except model PCG305W



# PROFESSIONAL RANGETOPS

## 48-Inch Professional



### 6 Burners with Griddle

- 6 Patented Pedestal Star® Burners (2 with ExtraLow®)
- Electric Griddle
- Porcelain Surface
- LED Knob Illumination

48-Inch – PCG486WD



### 6 Burners with Pro Grill

- 6 Patented Pedestal Star® Burners (2 with ExtraLow®)
- Pro Indoor Grill with Ceramic Briquettes
- Porcelain Surface
- LED Knob Illumination

48-Inch – PCG486WL

# PROFESSIONAL RANGETOPS

## 36-Inch Professional



### 4 Burners with Griddle

- 4 Patented Pedestal Star® Burners (2 with ExtraLow®)
- Electric Griddle
- Porcelain Surface
- LED Knob Illumination

36-Inch – PCG364WD



### 4 Burners with Pro Grill

- 4 Patented Pedestal Star® Burners (2 with ExtraLow®)
- Pro Indoor Grill with Ceramic Briquettes
- Porcelain Surface
- LED Knob Illumination

36-Inch – PCG364WL



### 6 Burners

- 6 Patented Pedestal Star® Burners (2 with ExtraLow®)
- Porcelain Surface
- LED Knob Illumination

36-Inch – PCG366W

# PROFESSIONAL RANGETOPS

## 30-Inch Professional



### ★ 5 Burners

- 5 Patented Pedestal Star® Burners (2 with ExtraLow®)
- Porcelain Surface
- LED Knob Illumination

30-Inch – PCG305W



See page 118 for accessories  
Visit [Thermador.com](http://Thermador.com) for complete specifications

★ Thermador® Exclusive

★ Thermador® Exclusive




# Spotlight Feature

Thermador Ovens are available with Left and Right Side Opening doors to maximize design options.

## Built-in OVENS

FOR MASTERPIECE® & PROFESSIONAL COLLECTIONS

Updated with vibrant color displays, stunning metallic gray glass, and luxurious stainless steel, the redesigned Thermador Collections are available in two bold styles: Masterpiece with contemporary handles for a sleek, modern look, and Professional with bold handles and rotating knobs.



LEFT SIDE OPENING  
DOOR BUILT-IN OVEN

*Professional*  
30-INCH – POD301LW




RIGHT SIDE OPENING  
DOOR BUILT-IN OVEN

*Professional*  
30-INCH – POD301RW



# FEATURES

## BUILT-IN OVENS SELECT FEATURES



### ★ **Maxbroil®**

The Thermador exclusive 4,800 Watt, 12-pass broil element enables you to broil even large dishes more evenly.

### ★ **Heavy-Duty Rotisserie**

Heavy-duty, removable rotisserie, cooks up to 12-pound roasts and poultry evenly on all sides. Following your meal, simply place the rotisserie in the dishwasher.

### ★ **SoftClose® Door**

SoftClose hinges prevent slamming and ensure ultra smooth closing of the oven door.

### **16 Cooking Modes**

Select Convection Ovens come with 16 cooking modes, including Dehydrate, Slow Roast, and Rotisserie. Select your mode with a glass touch-control panel or elegant stainless steel knobs.

### **Multi-Point Temperature Probe**

The multi-point temperature probe utilizes multiple cooking points for added precision and consistency.

### **3 Telescopic Racks**

Select models offer 3 Full Access® telescopic racks that glide smoothly and safely to support heavier dishes, while integrated, easy-grip handles make them simple to use.

### **Side Opening Door**

Masterpiece® and Professional wall ovens offer both Left and Right Side Opening Doors on select models, providing more options for your kitchen design.

### ★ **Thermador® Exclusive**



# FEATURES

## BUILT-IN OVENS

### ★ **Thermador® Connected Experience**

Thermador Connected Experience by Home Connect™ enables you to explore further and push your culinary limits. Features including Remote Start and mobile notifications that let you know when your food is hot and ready to enjoy, as well as provide recipe integration and pairing suggestions.

### **Large Capacity**

Offering a capacity of 4.5 cubic feet of cooking space, 30" Thermador Professional and Masterpiece® Ovens are one of the largest in their class\*, capable of handling dinner parties large and small. \*According to AHAM Standards

### **Speed Convection**

No preheat needed. Reduce cooking times for frozen foods with the Speed Convection system from Thermador®, providing even cooking in less time.

### **True Convection**

Thoughtfully engineered and flawlessly executed, the True Convection baffle system allows hot air to flow evenly throughout the oven without flavor transfer.

### **Softlight**

Halogen theater lighting dims on and off each time you open and close the oven door, bringing light to your culinary masterpiece.

### **Super Fast Pre-Heat**

Available for Bake, Convection Bake, Roast, Convection Roast and True Convection modes, Super Fast Pre-heat is the perfect solution when you are time starved.

### **Self-Clean**

Self-clean mode cleans interior walls and rack supports in as little as 2 hours.

### **Star-K Certified**

Thermador Built-In Ovens are Star-K certified making it possible to use them on the Sabbath or the holidays.



### **Standard or Flush Installation**

Thermador built-in ovens feature gray glass on stainless steel for a luxurious finish, with options for standard or flush installation.

### ★ **Thermador® Exclusive**



# STEAM OVENS

BUILT-IN OVENS



### Cook More with Steam

Thermador Steam Ovens feature the largest 30" steam capacity on the market\*, with multiple racks to accommodate your all of your culinary ambition.

\*According to AHAM Standards

### True Convection

Thoughtfully engineered and flawlessly executed, the True Convection baffle system allows hot air to flow evenly throughout the oven without flavor transfer.

### Broil Element

From succulent steaks to flawless au gratin, the broiling element offers more ways to perfect and complete your favorite recipes.

### Exceptional Taste without Flavor Transfer

Thermador steam ovens produce dishes to enhance texture, appearance, and of course, taste. Cook multiple dishes at once with no flavor transfer, so you can plan different courses at the same time.

### Enhanced Flavors

Cooking with steam ovens helps food retain vitamins and minerals, and can eliminate the need to add unhealthy fats and oils.

### 17 Heating Modes

With 17 additional cooking modes, including roast, convection broil, defrost, and reheat, Thermador steam ovens open a whole new door to culinary possibilities.



# SPEED OVENS

BUILT-IN OVENS



### Cook at Full Speed

Thermador Speed Ovens combine convection baking, broiling and microwaving into one powerful, ultra-convenient unit. With 10 power levels and a 1.6 cubic foot capacity, Speed Ovens can heat and reheat prepared meals from Margherita pizza to fluffy breads, with a crisp finish.

### Convection Bake & Broil

Enjoy the convenience of a microwave with the added ability to convection bake and broil.

### CookSmart®

36 CookSmart Auto Programs include convection, high and low broil, and ability to warm, cook frozen foods, and microwave for a variety of deliciously creative dishes.

### Exceptional Design

Choose from 30" Masterpiece® or Professional designs, with options for standard or flush installation.



# Spotlight Feature

Think beyond fish and vegetables—use your Thermador Steam Oven for homemade bread, as well as ability to cook a 14 pound turkey in 90 minutes.



## STEAM & CONVECTION OVENS

Professional & Masterpiece®



### Professional

- Large 2.8 cu. ft. Cavity
- Steam, True Convection, Steam Convection and Broil
- 3 Telescopic Racks

30-Inch – PODS301W



### Masterpiece®

- Large 2.8 cu. ft. Cavity
- Steam, True Convection, Steam Convection and Broil
- 3 Telescopic Racks

30-Inch – MEDS301WS

## SPEED OVENS

Professional & Masterpiece®



### Professional

- 10 Power Levels and 1.6 cu. ft. Capacity
- 36 CookSmart® Auto Programs
- Combines Convection Bake, Broil and Microwave

30-Inch – MC30WP



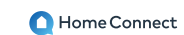
### Masterpiece®

- 10 Power Levels and 1.6 cu. ft. Capacity
- 36 CookSmart® Auto Programs
- Combines Convection Bake, Broil and Microwave

30-Inch – MC30WS

## SINGLE OVENS

Professional



- True Convection
- Rotisserie
- 3 Telescopic Racks
- 16 Cooking Modes
- Halogen Illumination

30-Inch – POD301W



Left Side Opening Door

30-Inch – POD301LW



Right Side Opening Door

30-Inch – POD301RW



- True Convection
- 1 Telescopic Rack
- 13 Cooking Modes
- Halogen Illumination
- SoftClose® Door

30-Inch – PO301W

## SINGLE OVENS

Masterpiece®



- True Convection
- Rotisserie
- 3 Telescopic Racks
- 16 Cooking Modes
- Halogen Illumination

30-Inch – MED301WS



Left Side Opening Door

30-Inch – MED301LWS



Right Side Opening Door

30-Inch – MED301RWS



- True Convection
- 1 Telescopic Rack
- 13 Cooking Modes
- Halogen Illumination
- SoftClose® Door

30-Inch – ME301WS

See page 119 for accessories  
Visit [Thermador.com](http://Thermador.com) for complete specifications



DOUBLE OVENS

Professional Home Connect



- True Convection in Both Ovens
- Rotisserie
- 4 Telescopic Racks
- Cooking Modes, 16 Upper, 13 Lower
- Halogen Illumination

30-Inch – POD302W



Left Side Opening Door  
30-Inch – POD302LW



Right Side Opening Door  
30-Inch – POD302RW



- True Convection in Both Ovens
  - 2 Telescopic Racks
  - 13 Cooking Modes, Upper & Lower
  - Halogen Illumination
  - SoftClose® Door
- 30-Inch – PO302W

DOUBLE OVENS

Masterpiece® Home Connect



- True Convection in Both Ovens
- Rotisserie
- 4 Telescopic Racks
- Cooking Modes, 16 Upper, 13 Lower
- Halogen Illumination

30-Inch – MED302WS



Left Side Opening Door  
30-Inch – MED302LWS



Right Side Opening Door  
30-Inch – MED302RWS



- True Convection in Both Ovens
  - 2 Telescopic Racks
  - 13 Cooking Modes, Upper & Lower
  - Halogen Illumination
  - SoftClose® Door
- 30-Inch – ME302WS

STEAM & CONVECTION COMBINATION OVENS

Professional & Masterpiece® Home Connect



Professional  
30-Inch – PODS302W



Masterpiece  
30-Inch – MEDS302WS

Double Combination

- Convection Steam Oven and True Convection Oven
- Rotisserie
- 6 Telescopic Racks
- Cooking Modes, 17 Upper, 16 Lower
- LED / Halogen Illumination

COMBINATION OVENS

Professional & Masterpiece® Home Connect



Professional  
30-Inch – PODMCW31W



Masterpiece  
30-Inch – MEDMCW31WS

Triple Combination

- Speed Oven, True Convection Oven and Warming Drawer
- Rotisserie
- 3 Telescopic Racks
- Cooking Modes, 36 Upper, 16 Lower
- LED / Halogen Illumination



Professional  
30-Inch – PODMC301W



Masterpiece  
30-Inch – MEDMC301WS

Double Combination

- Speed Oven and True Convection Oven
- Rotisserie
- 3 Telescopic Racks
- Cooking Modes, 36 Upper, 16 Lower
- LED / Halogen Illumination



Professional  
30-Inch – POM301W



Masterpiece  
30-Inch – MEM301WS

Double Combination

- Microwave and True Convection Oven
- 1 Telescopic Rack
- Cooking Modes, 9 Upper, 16 Lower
- LED / Halogen Illumination
- SoftClose® Door



# MICROWAVES

## BUILT-IN MICROWAVES MICRODRAWER®



★ **Large Capacity**  
Our Built-In MicroDrawer® Microwave features a 1.2 cubic foot capacity. The drawer is tall enough to hold a 20 oz. cup and large enough to contain a 9" by 13" casserole dish.

★ **Flush Installation**  
The Built-In MicroDrawer® Microwave can be installed perfectly flush in any standard depth cabinetry while providing superior access and ease of use, with the appliance placed at a convenient height.

★ **Sensor Cooking**  
Auto cooking modes, including melt, warm and soften, help achieve perfect results. Our Built-In MicroDrawer® Microwave also includes a special sensor mode that detects moisture and automatically adjusts cooking level and time to take the guesswork out of cooking and reheating.

**Touch “Open” and “Close”**  
Incorporating a sleek, uncluttered design, the Built-In MicroDrawer® Microwave opens and closes with a simple touch, eliminating the need for a handle.



# MICROWAVES

## BUILT-IN MICROWAVES DROP-DOWN DOOR



**Sensor Cooking**  
The microwave oven measures humidity to achieve perfect results with minimal user programming.

**10 Power Levels**  
When microwaving, enjoy the ultimate in control and flexibility for perfect results every time.

**Keep Warm**  
Keep food warm for more than 30 minutes after cooking.

**Auto Defrost**  
Defrost foods such as meat, poultry and seafood simply by choosing the food type and entering the weight.

**Design**  
Seamlessly blend in your microwave oven with your wall ovens. Drop-down doors allow for a sleek in-line execution, without the need for a trim kit.

# BUILT-IN MICROWAVES

*Professional & Masterpiece®*



30-Inch



24-Inch

*Professional & Masterpiece® MicroDrawer® Microwave*

- 950 Watts
- 10 Cooking Modes
- Sensor Cooking
- Touch Open / Close

[30-Inch – MD30WS](#)

[24-Inch – MD24WS](#)



*Professional Drop-Down Door*

- 950 Watts
- 10 Power Levels
- Sensor Cooking

[30-Inch – MB30WP](#)



*Masterpiece Drop-Down Door*

- 950 Watts
- 10 Power Levels
- Sensor Cooking

[30-Inch – MB30WS](#)



# WARMING & STORAGE DRAWERS

## Warming Drawers

### SoftClose® Drawer

SoftClose doors prevent slamming and ensure ultra smooth closing of the Warming Drawer. (Available on custom panel models only)

### Touch Control

This convenient feature boasts a digital display to easily activate and monitor any one of the 4 temperature settings. It also includes an electronic timer, a hot-surface indicator, and an automatic shut-off feature.

### Telescopic Rails

These rails feature a telescoping ball-bearing design for smooth opening and closing. (Available on custom panel models only)

### Easy Access

The open sides make it easier and more convenient to load and remove plates from the spacious drawer cavity.

### Easy Custom Panel Installation

Our custom panel ready model lets you create a custom panel to match the warming drawer to existing cabinetry. The fully flush-mounted design lets you achieve a seamless appearance. Together, these features offer the ultimate in design flexibility.

## Storage Drawers

### Storage Drawer

Keep important items within reach in the convenient storage drawer, the perfect complement to your Thermador built-in wall oven or coffee machine, available in two height options.



Shown: Warming Drawer in Triple Combination Oven\*



## WARMING DRAWERS


30-Inch



### Custom Panel

- Warming Drawer
- Custom Panel Ready
- SoftClose® Drawer

30-Inch – WD30W



### Push To Open

- Warming Drawer
- Stainless Steel

30-Inch – WD30WC

## STORAGE DRAWERS

30-Inch



### Push To Open

- Storage Drawer
- Stainless Steel

30-Inch – SD30WC



### Push To Open – Short

- Short Storage Drawer
- Stainless Steel
- Pairs with Thermador Steam Oven

30-Inch – SDS30WC

Visit [Thermador.com](https://www.thermador.com) for complete specifications

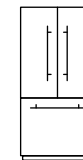
\*Handle not available on single drawers.



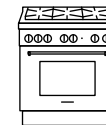


*Compact Space Solutions*  
**MORE THAN**  
*meets* **THE EYE**

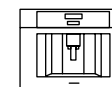
Any kitchen can make an impact—no matter the size. Thermador appliances fit seamlessly into any footprint and style, from urban to contemporary suites and beyond.



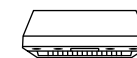
36-Inch Built-In Stainless Steel Masterpiece®  
Pre-Assembled French Door Bottom Freezer Refrigerator



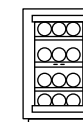
30-Inch Professional Harmony® Range



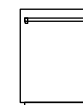
24-Inch Built-in Coffee Machine



36-Inch Pro Grand® Wall Hood



24-Inch Masterpiece® Under Counter Glass Door  
Wine Reserve



24-Inch Professional Star-Sapphire Dishwasher

Kitchen Designed by: Venece Caldwell



# Spotlight Feature

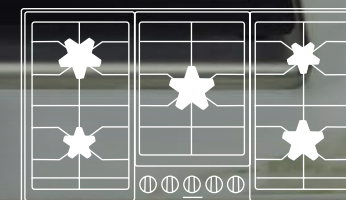
Our patented Pedestal Star® Burner unique star shape allows for better flame distribution and smaller intervals between levels of heat compared to round burners, resulting in a reduced cold spot and more precise control.



# COOKTOPS

FOR THE MASTERPIECE® COLLECTION

Featuring a suite of induction, electric and gas options, the Thermador Cooktop collection includes exclusives such as our patented Pedestal Star® Burner and the largest induction cooking surface.



GAS COOKTOP

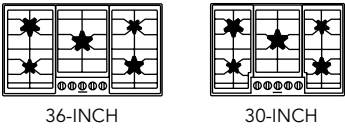
Patented Pedestal Star® Burner  
36-INCH - SGSXP365TS



# GAS

## COOKTOPS

Redesigned with stunning contemporary grates, the latest iteration of Thermador Gas Cooktops offers our patented Pedestal Star® Burners and ExtraLow® Select.



### ★ *Patented Pedestal Star® Burner and QuickClean Base®*

So unique, it belongs on a pedestal, our patented Pedestal Star® Burner is paired with a QuickClean Base® for easy cleanup.

### ★ *ExtraLow® Select*

Perfect your delicate sauces with Thermador ExtraLow Select. Offering an unbeatably wide temperature range with simmer settings as low as 204 BTU's, the feature provides five distinct simmer settings for consistency every time—plus our signature blue light.

### ★ *Illuminated Control Panel with Metal Knobs*

Signature metal knobs within a glass control design panel feature blue progressive illumination that adjusts to indicate the burner setting.

### *Up to 18,000 BTUs*

The center burner offers up to 18,000 BTUs of power, delivering high heat that boils water faster and helps you achieve perfect searing.

### *Star-K Sabbath Compliant*

Thermador gas cooktops are Star-K Sabbath Compliant.



★ *Thermador® Exclusive*



# GAS COOKTOPS

## 36-Inch Masterpiece®



### *Patented Pedestal Star® Burner*

- 5 Patented Pedestal Star® Burners (2 with ExtraLow® Select)
- 18,000 BTU Center Patented Pedestal Star® Burner
- QuickClean Base®
- Progressive Illuminated Light Ring Around Each Knob

36-Inch – SGSXP365TS



### *Patented Pedestal Star® Burner*

- 5 Patented Pedestal Star® Burners
- 18,000 BTU Center Patented Pedestal Star® Burner
- QuickClean Base®

36-Inch – SGSP365TS



### *Star® Burner*

- 5 Star® Burners (2 with ExtraLow® Select)
- 16,000 BTU Center Patented Pedestal Star® Burner

36-Inch – SGSX365TS



### *Star® Burner*

- 5 Star® Burners
- 16,000 BTU Center Patented Pedestal Star® Burner

36-Inch – SGS365TS

See page 120 for accessories  
Visit [Thermador.com](http://Thermador.com) for complete specifications

# GAS COOKTOPS


## 30-Inch Masterpiece®



### *Patented Pedestal Star® Burner*

- 5 Patented Pedestal Star® Burners (2 with ExtraLow® Select)
- 18,000 BTU Center Patented Pedestal Star® Burner
- QuickClean Base®
- Progressive Illuminated Light Ring Around Each Knob

30-Inch – SGSXP305TS



### *Patented Pedestal Star® Burner*

- 5 Patented Pedestal Star® Burners
- 18,000 BTU Center Patented Pedestal Star® Burner
- QuickClean Base®

30-Inch – SGSP305TS



### *Star® Burner*

- 5 Star® Burners (2 with ExtraLow® Select)
- 16,000 BTU Center Patented Pedestal Star® Burner

30-Inch – SGSX305TS



### *Star® Burner*

- 5 Star® Burners
- 16,000 BTU Center Patented Pedestal Star® Burner

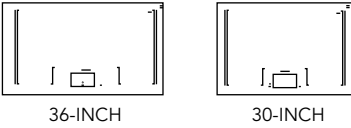
30-Inch – SGS305TS



# FREEDOM<sup>®</sup> INDUCTION

## COOKTOPS

Enjoy unparalleled freedom of movement with the cooktop that automatically detects the presence of your cookware, and transfers all programmed settings to the next location whenever it's shifted.



★ *Freedom<sup>®</sup> Largest Usable Cooking Surface*

Featuring the largest fully usable cooking surface area on the market within its class—26% larger than the nearest competitor—the 36" Freedom Induction cooking surface boasts 56 induction elements, allowing you to heat up to 6 pots anywhere on the cooktop.

★ *Freedom<sup>®</sup> TeppanyakiPro<sup>®</sup>*

Divide your teppanyaki grill into one heated and one non-heated area, so you can quickly move ingredients on and off of the heat. Smart technology recognizes the shape of the teppanyaki grill and only delivers induction power to one side, making it easy to cook everything from fried rice to yakisoba.

★ *Freedom<sup>®</sup> Sapphire Glow<sup>®</sup>*

Complement your cooking with a guiding light that follows the position of your cookware on the induction surface. Unique to Thermador, Freedom Sapphire Glow is a light feature that delivers beyond aesthetics, with visual feedback when a pot is moved or heated.

★ *Freedom<sup>®</sup> MyZone<sup>®</sup>*

Allowing you to change a preset power level simply by moving a pot or pan on the cooktop, this setting is perfect for challenging recipes that require frequent temperature changes.

★ *Thermador<sup>®</sup> Connected Experience: Freedom<sup>®</sup> Cooktop-Hood Sync*

Communication is key—so the Freedom Induction cooktop and matching ventilation hood have been designed to do just that. The cooktop and matching hood can communicate with one another to synchronize turning on task lighting and ventilation.

★ *Enhanced, Full Color Touchscreen*

Featuring clear, vibrant displays, the 6.5" panel provides fast access to each cooking mode.

★ *Thermador<sup>®</sup> Exclusive*

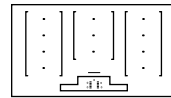




# LIBERTY<sup>®</sup> INDUCTION

## COOKTOPS

Featuring 11 oval inductors divided into 3 cooking zones, each zone on the Liberty<sup>®</sup> Induction Cooktop can accommodate pots and pans from 4" to 10", as well as Teppanyaki grills that can measure up to 16" long.



36-INCH

### ★ Liberty<sup>®</sup> HeatShift<sup>®</sup>

Thermador HeatShift allows you to change the power level by simply moving the pot across the cooking zone. Perfect for recipes that require moving from a sauté to a simmer.

### ★ Liberty<sup>®</sup> MoveMode<sup>®</sup>

Finished cooking the main course and ready to prepare the sauce? MoveMode allows easy transfer of settings without having to reset power levels when moving a pot across the cooktop.

### ★ Liberty<sup>®</sup> PanBoost<sup>®</sup>

Ideal for cooking with oil in a pan, PanBoost technology provides 30 seconds of maximum power, then automatically lowers heat to continue cooking.

### ★ Liberty<sup>®</sup> CookSmart<sup>®</sup>

Get consistent results for even the most complex recipes. CookSmart includes 5 preset frying levels so each dish is as exceptional as the last.

### Liberty<sup>®</sup> Stopwatch Timer

Rather than counting down, this timer counts up to indicate how much time has passed since a meal has been cooking.

### Thermador<sup>®</sup> Connected Experience: Liberty<sup>®</sup> Cooktop-Hood Sync

The cooktop and matching hood can communicate with one another to synchronize turning on task lighting and ventilation.

### ★ Thermador<sup>®</sup> Exclusive



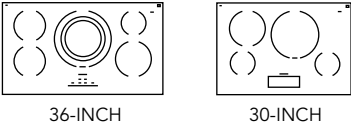
LIBERTY<sup>®</sup> INDUCTION

Liberty Induction Cooktop  
36-INCH - CIT367XGS



# HERITAGE INDUCTION

## COOKTOPS



### ★ 17 Power Levels

Illuminated touch controls with 17 power settings is highly precise and allows for easy cleaning.

### ★ Silver Mirror Finish

In addition to black, options include a stunning silver mirrored finish to create a unique design statement for the contemporary kitchen.

### ★ 5,500W PowerBoost®

Get your cookware to a higher temperature faster, so you can quickly boil water for pasta or heat oil before sautéing.

### Superior Responsiveness

Induction technology allows instantaneous temperature changes as the power level is adjusted, making it as responsive and flexible as gas cooktops.

### Timers For All Elements

Each burner features its own element shut-off timer, making it easier to coordinate the cooking of multiple dishes.

★ Thermador® Exclusive



# INDUCTION COOKTOPS

## 36-Inch Masterpiece®




Home Connect

### Freedom® Induction

- Freedom Full Surface Induction
- Dark Gray Glass
- Home Connect™ (Wi-Fi Enabled)

36-Inch Full Stainless Steel Frame – CIT36XWB

36-Inch Frameless Design – CIT36XWBB



Home Connect

### Liberty® Induction

- Liberty Full Surface Induction (3 XL Zones)
- Titanium Gray Glass

36-Inch Full Stainless Steel Frame – CIT367XGS

36-Inch Frameless Design – CIT367XG



Home Connect

### Liberty® Induction

- Liberty Full Surface Induction (3 XL Zones)
- Silver Mirrored Finish

36-Inch Full Stainless Steel Frame – CIT367XMS

36-Inch Frameless Design – CIT367XM



### Heritage Induction

- Heritage Induction with 5 Zones
- Black Glass
- Frameless Design

36-Inch – CIT365TB

See page 119 for accessories  
Visit [Thermador.com](http://Thermador.com) for complete specifications

# INDUCTION COOKTOPS

## 30-Inch Masterpiece®



Home Connect

### Freedom® Induction

- Freedom Full Surface Induction
- Dark Gray Glass
- Home Connect™ (Wi-Fi Enabled)
- Frameless Design

30-Inch – CIT30XWBB



### Heritage Induction

- Heritage Induction with 4 Zones
- Silver Mirrored Finish
- Frameless Design

30-Inch – CIT304TM



### Heritage Induction

- Heritage Induction with 4 Zones
- Black Glass
- Frameless Design

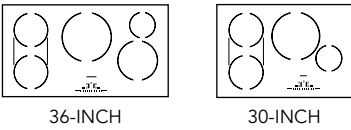
30-Inch – CIT304TB



# ELECTRIC

## COOKTOPS

With a dual-zone heat bridge, redesigned control panels, updated finishes and a variety of layouts to choose from, Thermador Electric Cooktops allow you to truly personalize the way you cook.



★ **CookSmart®**  
Get consistent results for even the most complex recipes. CookSmart includes 4 preset frying levels so each dish is as exceptional as the last.

★ **Heat Bridge Element**  
A Thermador® Exclusive, this unique dual zone bridge element connects two round elements, enabling use of large oval or rectangular cookware to provide even heating, limiting cold spots.

**PowerBoost®**  
Designed to bring food to the desired temperature in the shortest amount of time, PowerBoost delivers maximum powerful output.

**Triple Element**  
Thermador electric cooktops feature three differently sized elements set in one location to adapt to the size of your cookware.



# ELECTRIC

## COOKTOPS

### 36-Inch Masterpiece®



**5 Elements Plus Bridge**  
- Touch Controls  
- CookSmart®  
- Full Stainless Steel Frame  
[36-Inch – CET366TB](#)

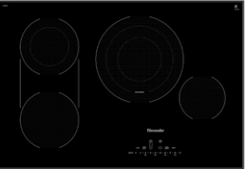


**5 Elements Plus Bridge**  
- Knob Controls  
- Dual Zone Bridge Element  
- Full Stainless Steel Frame  
[36-Inch – CEM366TB](#)

# ELECTRIC

## COOKTOPS

### 30-Inch Masterpiece®



**4 Elements Plus Bridge**  
- Touch Controls  
- CookSmart®  
- Frameless Design  
[30-Inch – CET305TB](#)



**4 Elements Plus Bridge**  
- Knob Controls  
- Dual Zone Bridge Element  
- Frameless Design  
[30-Inch – CEM305TB](#)





Spotlight Feature


Home Connect™ offers custom functionality like automatic start and shut-off, as well as notifications via the mobile app.



# VENTILATION

FOR MASTERPIECE® & PROFESSIONAL COLLECTIONS

The perfect complement to the Thermador® cooking collection, newly designed Professional and Masterpiece Ventilation systems adhere to your design aesthetic, while catering to your culinary needs.



CUSTOM INSERT

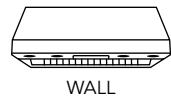
Professional  
48-INCH - VCIN48GWS



# WALL HOODS

## PROFESSIONAL & MASTERPIECE®

Create a bold, modern statement with a distinctive wall hood designed to compliment our Masterpiece and Professional cooking collections.



### *Under Cabinet Drawer Hood*

Featuring a sleek, slim design that seamlessly incorporates with surrounding cabinetry, these hoods are crafted with stunning gray glass.

### *Powerfully Quiet*

Discover the blower option that will help maximize performance in your kitchen—but not the noise. Available with integral, inline or remote blowers ranging from 600 CFM to 1300 CFM, the Professional Collection of Ventilation is designed for a powerfully quiet cooking experience.

### *LED Lighting*

All Thermador Wall Hoods feature multi-level, vivid LED lighting highlighting your first course to the last.

### *Delay Shut-Off & Automatic Mode*

Thermador hood features include Automatic Mode, that adjusts the fan speed according to your cooking style, as well as delay shut off, which runs the hood 10 minutes after you are done cooking to remove any lingering odors.

### *Heat Lamp*

Keep food warm until it's ready to be served with infrared heat lamps on either side of the hood. The left and right heat lamps can also be used independently from each other and the hood.

### ★ *Thermador® Connected Experience*

The *Thermador Connected Experience by Home Connect™*, offered on select models, provides added flexibility and personalization, so you can program custom functionality like automatic start and shut-off, mobile notifications, and more using the mobile app.

★ *Thermador® Exclusive*



# CHIMNEY WALL HOODS

## PROFESSIONAL & MASTERPIECE®

With adjustable chimney height to accommodate both high and low ceilings, you can customize your ventilation to meet your design needs.



### *Noise Control Technology*

Ventilation should be seen, not heard. Thermador Noise Control and Noise Control Deluxe™ notably reduce noise while hood is in use—so you can keep your focus on entertaining.

### ★ *Drawer-Style Hoods*

Exclusive to Thermador, Masterpiece® Drawer hood options include a chimney drawer hood or under cabinet version, featuring an increased capture area and a design that integrates with surrounding cabinetry.

### *Electronic Touch Control*

The sleek electronic touch control panel is easy-to-use and easy-to-clean.

### ★ *Thermador® Connected Experience*

The *Thermador Connected Experience by Home Connect™*, offered on select models, provides added flexibility and personalization, so you can program custom functionality like automatic start and shut-off, mobile notifications, and more using the mobile app.

★ *Thermador® Exclusive*





# ISLAND HOODS

## PROFESSIONAL & MASTERPIECE®

Creating a dramatic focal point in your kitchen, Thermador sleek and slim island hoods are purposefully designed to provide powerful performance without obstructing the view.



### Noise Control Technology

Ventilation should be seen, not heard. Thermador Noise Control and Noise Control Deluxe™ notably reduce noise while hood is in use—so you can keep your focus on entertaining.

### Delay Shut Off & Automatic Mode

Thermador hood features include Automatic Mode, that adjusts the fan speed according to your cooking style, as well as delay shut off, which runs the hood 10 minutes after you are done cooking to remove any lingering odors.

### ★ Thermador® Connected Experience

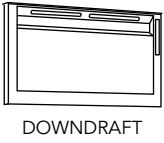
The Thermador Connected Experience by Home Connect™, offered on select models, provides added flexibility and personalization, so you can program custom functionality like automatic start and shut-off, mobile notifications, and more using the mobile app.



# DOWNDRAFT

## MASTERPIECE®

Masterpiece downdraft ventilation are designed to pair with select Masterpiece cooktops and to seamlessly integrate within your countertop when not in use.



### Telescopic Design

Available in two heights, 15" and 18" the telescopic design rises to capture heat, smoke, grease, and steam.

### Powerfully Quiet®

Powerfully Quiet and efficient in operation at 1.2 sones (UCVP36XS ) or 1.5 sones (UCVM30XS, UCVM36XS) on low speed.

### LED Lighting

Thermador 18" downdraft feature multi-level, vivid LED lighting to help to set the stage for dinner party preparations. (UCVP36XS only)

### Personalization Options

Masterpiece Downdraft is available with six discharge connections, including front, side, rear and downward exhaust options, as well as recirculation—so you are not limited by kitchen design or pre-determined space.

### Delay Shut Off & Automatic Mode

Thermador hood features include Automatic Mode, that adjusts the fan speed according to your cooking style, as well as delay shut off, which runs the hood 10 minutes after you are done cooking to remove any lingering odors.

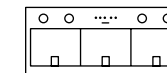




# CUSTOM INSERTS

*PROFESSIONAL & MASTERPIECE®*

Whether you choose to blend in with your surrounding cabinetry or create a statement piece, you can opt for wall or island applications to suit your style and cooking surface.



CUSTOM INSERT

## *Custom Hood Insert*

Specially designed for custom hood applications to create a concealed ventilation system within your kitchen design.

## *Push Button Controls*

Concealed three-speed, push-button controls easy to operate and integrate seamlessly.

## *Remote Ventilation Control*

Remote controls for customized ventilation applications are easy to use and have a sophisticated and professional style.

## *Delay Shut Off & Automatic Mode*

Thermador hood features include Automatic Mode, that adjusts the fan speed according to your cooking style, as well as delay shut off, which runs the hood 10 minutes after you are done cooking to remove any lingering odors.

## ★ *Thermador® Connected Experience*

The *Thermador Connected Experience by Home Connect™*, offered on select models, provides added flexibility and personalization, so you can program custom functionality like automatic start and shut-off, mobile notifications, and more using the mobile app.



★ *Thermador® Exclusive*



# WALL HOODS

Professional & Masterpiece®



Home Connect

*Professional*  
27-Inch Depth, 18-Inch Tall,  
Blowers Sold Separately  
[60-Inch – PH60GWS](#)  
[54-Inch – PH54GWS](#)  
[48-Inch – PH48GWS](#)  
[42-Inch – PH42GWS](#)  
[36-Inch – PH36GWS](#)



*Professional*  
24-Inch Depth, 18-Inch Tall,  
Blowers Sold Separately  
[48-Inch – PH48HWS](#)  
[36-Inch – PH36HWS](#)  
[30-Inch – PH30HWS](#)



Home Connect

*Masterpiece®*  
Includes Integrated Blower,  
600 CFM  
[36-Inch – HMWB36WS](#)  
[30-Inch – HMWB30WS](#)



Home Connect

*Masterpiece®*  
Includes Integrated Blower,  
1000 CFM  
[48-Inch – HMWB481WS](#)  
[36-Inch – HMWB361WS](#)



Home Connect

*Masterpiece®*  
Drawer-Style Hood with  
Integrated Blower, 600 CFM  
[36-Inch – HMDW36WS](#)  
[30-Inch – HMDW30WS](#)

See pages 120–126 for accessories  
Visit [Thermador.com](#) for complete specifications

# CHIMNEY WALL HOODS

Professional & Masterpiece®



*Professional*  
24-Inch Depth, Blowers  
Sold Separately  
[48-Inch – HPCN48WS](#)  
[36-Inch – HPCN36WS](#)



Home Connect

*Masterpiece®*  
Low Profile Design with  
Integrated Blower, 600 CFM  
[36-Inch – HMCB36WS](#)  
[30-Inch – HMCB30WS](#)



Home Connect

*Masterpiece®*  
Low Profile Design with  
Pull-Out Canopy, 600 CFM  
[36-Inch – HDDB36WS](#)  
[30-Inch – HDDB30WS](#)

# ISLAND HOODS

Professional & Masterpiece®



Home Connect

*Professional*  
Low Profile Design, Blowers  
Sold Separately  
[54-Inch – HPIN54WS](#)  
[42-Inch – HPIN42WS](#)



Home Connect

*Masterpiece®*  
Low Profile Design with  
Integrated Blower, 600 CFM  
[42-Inch – HMIB42WS](#)  
[36-Inch – HMIB36WS](#)

# CUSTOM INSERTS

Professional & Masterpiece®



Home Connect

*Professional*  
Blowers Sold Separately  
[60-Inch – VCIN60GWS](#)  
[54-Inch – VCIN54GWS](#)  
[48-Inch – VCIN48GWS](#)  
[42-Inch – VCIN42GWS](#)  
[36-Inch – VCIN36GWS](#)



*Masterpiece®*  
Blowers Sold Separately  
[48-Inch – VCI248DS](#)  
[36-Inch – VCI236DS](#)  
[30-Inch – VCI230DS](#)

See pages 120–126 for accessories  
Visit [Thermador.com](#) for complete specifications

# DOWNDRAFT

Masterpiece®



*Masterpiece®*  
Deluxe 18-Inch Telescopic  
Design, Blowers Sold  
Separately  
[36-Inch – UCVP36XS](#)












*Masterpiece®*  
15-Inch Telescopic Design,  
Blowers Sold Separately  
[36-Inch – UCVM36XS](#)  
[30-Inch – UCVM30XS](#)



PROFESSIONAL VENTILATION SELECTION GUIDE

Professional Collection Ranges and Rangetops

				
		36-Inch Pro Grand	48-Inch Pro Grand / Pro Grand Steam	60-Inch Pro Grand / Pro Grand Steam
		27-Inch Depth		
 27-Inch Depth, 18-Inch Tall Wall Hoods	36-Inch PH36GWS	✓		
	42-Inch PH42GWS	✓		
	48-Inch PH48GWS		✓	
	54-Inch PH54GWS		✓	
	60-Inch PH60GWS			✓
 23-Inch Depth, 11-Inch Tall Wall Hoods with Blower	36-Inch HMWB361WS	✓		
	48-Inch HMWB481WS		✓	
 24-Inch Depth, 18-Inch Tall Wall Hoods	30-Inch PH30HWS			
	36-Inch PH36HWS	✓		
	48-Inch PH48HWS		✓	
 24-Inch Depth Chimney Wall Hoods	36-Inch HPCN36WS	✓		
	48-Inch HPCN48WS		✓	
 Island Hoods	42-Inch HPIN42WS	✓		
	54-Inch HPIN54WS		✓	
 Custom Inserts	36-Inch VCIN36GWS	✓		
	42-Inch VCIN42GWS	✓		
	48-Inch VCIN48GWS		✓	
	54-Inch VCIN54GWS		✓	
	60-Inch VCIN60GWS			✓

For optimal performance, the width of the hood should equal that of the cooktop or rangetop or exceed it by 3 inches on either side. Install these hoods only with Thermador blowers.

PROFESSIONAL VENTILATION SELECTION GUIDE

Professional Collection Ranges and Rangetops

































					
30-Inch Pro Harmony	36-Inch Pro Harmony	48-Inch Pro Harmony	30-Inch Rangetop	36-Inch Rangetop	48-Inch Rangetop
24-Inch Depth			24-Inch Depth		
✓	✓		✓	✓	
	✓			✓	
		✓			✓
		✓			✓
✓	✓		✓	✓	
		✓			✓
✓			✓		
✓	✓		✓	✓	
		✓			✓
✓	✓		✓	✓	
		✓			✓
✓	✓		✓	✓	
	✓			✓	
		✓			✓
		✓			✓

For optimal performance, the width of the hood should equal that of the cooktop or rangetop or exceed it by 3 inches on either side. Install these hoods only with Thermador blowers.




MASTERPIECE® VENTILATION SELECTION GUIDE

Masterpiece® Collection Cooktops and 30-Inch Professional Ranges and Rangetops


























<div><div> = Perfect Fit</div><div> = Viable Option</div></div>		<div> 30-Inch Induction Cooktop</div>	<div> 36-Inch Induction Cooktop</div>
<div> 23-Inch Depth, 11-Inch Tall Wall Hoods with Blower</div>	30-Inch HMWB30WS†		
	36-Inch HMWB36WS†		
<div> Under Cabinet Drawer Wall Hoods with Blower</div>	30-Inch HMDW30WS†		
	36-Inch HMDW36WS†		
<div> Chimney Wall Hoods with Blower</div>	30-Inch HMCB30WS†		
	36-Inch HMCB36WS†		
<div> Chimney Drawer Hoods with Blower</div>	30-Inch HDDB30WS†		
	36-Inch HDDB36WS†		
<div> Island Hoods with Blower</div>	36-Inch HMIB36WS†		
	42-Inch HMIB42WS†		
<div> Custom Inserts</div>	30-Inch VCI230DS†		
	36-Inch VCI236DS†		
	48-Inch VCI248DS		
<div> Downdrafts</div>	30-Inch UCVM30XS		
	36-Inch UCVM36XS / UCVP36XS		

For optimal performance, the width of the hood should equal that of the cooktop or rangetop or exceed it by 3 inches on either side. Install these hoods only with Thermador Blowers.  
†With the exception of Downdraft Ventilation, 30-Inch and 36-Inch Masterpiece Ventilation is also compatible with 30-Inch Pro Harmony Ranges and 30-Inch Professional Rangetops.

 HomeConnect **NOTE:** Hood Sync between ventilation and cooktops is available only on Thermador Freedom® and Liberty® cooktops that feature Home Connect.

MASTERPIECE® VENTILATION SELECTION GUIDE

Masterpiece® Collection Cooktops and 30-Inch Professional Ranges and Rangetops

<div> 30-Inch Gas Cooktop</div>	<div> 36-Inch Gas Cooktop</div>	<div> 30-Inch Electric Cooktop</div>	<div> 36-Inch Electric Cooktop</div>	<div> 30-Inch Pro Harmony Range</div>	<div> 30-Inch Rangetop</div>
					
					
					
					
					
					
					
					
					
					
					
					
					
					
					



## Spotlight Feature

One size does not fit all—mix and match refrigerator, freezer, and wine column sizes to suit your unique preservation needs.



# Freedom® Collection REFRIGERATION


FOR MASTERPIECE® AND PROFESSIONAL COLLECTIONS

The Freedom Refrigeration Collection offers a suite of personalization options—from stainless steel panel columns for your kitchen, to custom panel under-counter refrigeration drawers for your vanity.



WINE PRESERVATION

Freedom Refrigeration  
24-INCH – T24IW901SP



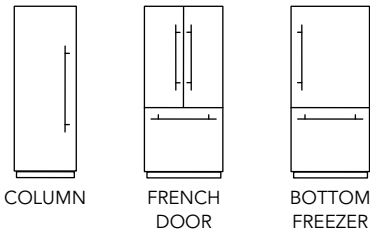
FRESH FOOD COLUMN

Freedom Refrigeration  
36-INCH – T36IR900SP



# FEATURES

## FREEDOM® REFRIGERATION



### ★ Cool Air Flow Technology

Thermador refrigerators and freezers have never been more energy efficient. Cool Air Flow—upgraded with a quieter fan—is proprietary Thermador technology that evenly distributes cold air throughout all parts of the unit.

### Theater Lighting

Theater-style, diffused lighting, ensures visibility while limiting hot spots.

### Open Door Assist

With the flexibility to either push or pull to open, Thermador Auto Door Opening technology adds a luxurious touch.

### TFT Display

A touch-screen TFT display panel controls settings, including individual temperature control, lighting and Open Door Assist.

### Soft-Close Drawers

Revel in a gentle, quiet glide when you open or close interior drawers.

### All-Leg Leveling

All-leg leveling allows for quicker and faster installation.

### ★ Thermador® Connected Experience

Select models feature *The Thermador Connected Experience by Home Connect™*, with capabilities including remote control settings to control temperature, open door notifications and water filter notifications.

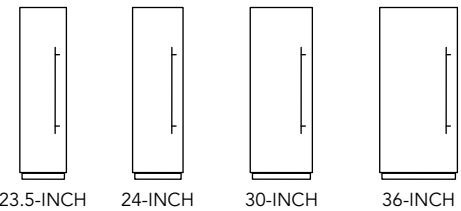
★ Thermador® Exclusive



# FRESH FOOD COLUMNS

## FREEDOM® REFRIGERATION

Featuring first of its kind innovation, Thermador Freedom Fresh Food Columns are customizable both inside and out.



### ★ Delicate Produce Bins

Avoid bruised produce and damaged herbs. Store your fresh-from-the-garden fruits and vegetables in luxury with removable Soft-Close Delicate Produce Bins.

### ★ 23.5-Inch Precise Fit Refrigeration

Specially designed 23.5" refrigeration is made for pairing with 18" and 24" freezer columns to accommodate predetermined 42" and 48" spaces.

### ★ ThermaFresh System

Controlled independently, the ThermaFresh System provides humidity control and temperature management where you need it most.

### ★ Free Flow® Cold Air System

Free Flow Cold Air System adjusts the temperature of refrigeration doors to help keep items placed on interior shelves cool.

### ★ Redesigned Gallon Bins

The shelving system has been redesigned specifically to accommodate gallon-sized containers, and offers a variety of placement options on the refrigerator door.

### 36-Inch Fresh Food Column

36" columns offer ample space for interior storage, enabling you to customize different sizes for fresh food preservation.

★ Thermador® Exclusive



# CUSTOMIZE YOUR COOLING

## FREEDOM® REFRIGERATION

Whether storing fresh herbs and produce from the farmer's market, or pickled vegetables and homemade jams, newly designed shelving and Delicate Produce Bins can be configured to suit your culinary lifestyle.



# DAILY CHEF

Not sure where to start? Explore which cooling configuration is right for you.

## CONFIGURATION OPTIONS



### 36-Inch French Door

- 2 Half Gallon Bins
- 2 Small Produce Bins
- 2 Gallon Bins



### 36-Inch Single Column & 36-Inch Bottom Freezer

- 1 Half Gallon Bin
- 2 Large Produce Bins
- 1 Small Produce Bin
- 1 Gallon Bin



### 30-Inch Bottom Freezer

- 1 Half Gallon Bin
- 2 Large Produce Bins
- 1 Gallon Bin



### 23.5-Inch & 24-Inch Single Column (Shown)

- 2 Half Gallon Bins
- 2 Small Produce Bins
- 1 Gallon Bin

### 30-Inch Single Column

- 2 Half Gallon Bins
- 2 Large Produce Bins
- 1 Gallon Bin

# FARMER'S MARKET ENTHUSIAST

Stock up on locally grown ingredients with the ideal setup for fresh herbs, fruits, vegetables, and pressed juices.

## CONFIGURATION OPTIONS



### 36-Inch French Door

- 4 Small Produce Bins
- 2 Half Gallon Bins

Small Produce Bin – SPRODBIN10  
Produce Bin Railing – 3DPRODRAIL  
Half Gallon Bin – 3DHFGALBIN



### 36-Inch Single Column & 36-Inch Bottom Freezer

- 4 Large Produce Bins
- 2 Small Produce Bins
- 1 Half Gallon Bin

Large Produce Bin – LPRODBIN10  
Small Produce Bin – SPRODBIN10  
Produce Bin Railing – 36PRODRAIL  
Half Gallon Bin – 36HFGALBIN



### 30-Inch Bottom Freezer

- 4 Large Produce Bins
- 1 Half Gallon Bin

Large Produce Bin – LPRODBIN10  
Produce Bin Railing – 30PRODRAIL  
Half Gallon Bin – 30HFGALBIN



### 23.5-Inch & 24-Inch Single Column (Shown)

- 6 Small Produce Bins
- 1 Half Gallon Bin

Small Produce Bin – SPRODBIN10  
Produce Bin Railing – 24PRODRAIL  
Half Gallon Bin – 24HFGALBIN

### 30-Inch Single Column

- 6 Large Produce Bins
- 1 Half Gallon Bin

Large Produce Bin – LPRODBIN10  
Produce Bin Railing – 30PRODRAIL  
Half Gallon Bin – 30HFGALBIN

# PRESERVATIONIST

The perfect setup for homemade jams, jellies, and pickled vegetables. Keep your creations fresh with plenty of door shelf space for finished jars.

## CONFIGURATION OPTIONS



### 36-Inch French Door

- 6 Half Gallon Bins

Half Gallon Bin – 3DHFGALBIN



### 36-Inch Single Column & 36-Inch Bottom Freezer

- 3 Half Gallon Bins

Half Gallon Bin – 36HFGALBIN



### 30-Inch Bottom Freezer

- 3 Half Gallon Bins

Half Gallon Bin – 30HFGALBIN



### 23.5-Inch & 24-Inch Single Column (Shown)

- 4 Half Gallon Bins

Half Gallon Bin – 24HFGALBIN

### 30-Inch Single Column

- 4 Half Gallon Bins

Half Gallon Bin – 30HFGALBIN

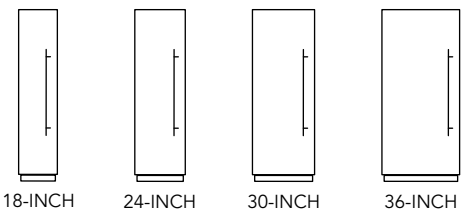
Visit [Thermador.com](http://Thermador.com) for complete specifications



# FREEZER COLUMNS

## FREEDOM® REFRIGERATION

Thermador Freezers feature theater lighting for improved visibility, Soft-Close drawers and unique Diamond Ice.



### ★ *Diamond Ice*

An eye-catching addition to any party, Thermador Diamond Ice features a unique shape that keeps drinks cold. Use Diamond Ice in your favorite craft cocktails to make a lasting impression.

### ★ *SuperFreeze®*

Get cooler, faster. Whether you're just returning from the market or freezing for future use, SuperFreeze brings food to its ideal preservation temperature after placing it in the freezer.

### *In-Door Dispenser*

With intuitive touch controls and completely integrated installation, the Thermador In-Door Ice and Water Dispenser is sleeker than ever. Proximity Sensor and stunning lighting make for a captivating filtered water solution.

### *Full Width Ice Drawers*

Full-width ice drawers have the capacity to hold more ice to help prepare for larger gatherings.

### *36-Inch Freezer Column*

36" columns offer ample space for interior storage, enabling you to customize different sizes for freezer preservation.

★ *Thermador® Exclusive*



## Spotlight Feature

Push to open feature allows you to open doors with a gentle touch—and ability to design with or without handles.



Freezer, Fresh Food and Wine Column  
PRODUCTS SHOWN IN DESIGN

*Freedom Refrigeration*  
24-INCH FREEZER COLUMN – T24ID900LP  
36-INCH FRESH FOOD COLUMN – T36IR900SP  
24-INCH WINE COLUMN – T24IW901SP



## Spotlight Feature

The perfect refrigeration replacement solution.

18"  
or  
24"

23.5"

### 23.5" Replacement Refrigeration Column

## DESIGNED *with your* KITCHEN IN MIND

Specially-designed 23.5" refrigerator unit features the same interior capacity as a 24" column, but has been crafted to seamlessly pair with any 18" or 24" freezer. Together, they will perfectly fit into predetermined 42" or 48" spaces—without the need to adjust existing cabinetry.



23.5-Inch Built-In Panel-Ready Professional Fresh Food Column



18-Inch Built-In Panel-Ready Freezer Column



24-Inch Built-In Panel-Ready Freezer Column


Kitchen Designed by: Natalie Stanichuk



## Wine Preservation Column

PRODUCT SHOWN IN DESIGN

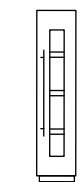
Wine Column with Home Connect™  
24-INCH – T24FW901SP



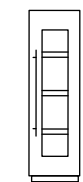
# WINE COLUMNS

## FREEDOM® REFRIGERATION

An absolute must for wine connoisseurs, Thermador Wine Columns can hold up to 92 bottles (up to 99 bottles with additional shelf\*) and offer up to three zones to ensure your wines are stored at the optimum temperature and humidity. Wenge wood diamond dowels cradle each bottle, while a Presenter Shelf puts your favorites on display. Whether you're hosting a large gathering or simply enjoying a glass of wine at the end of the day, Thermador Wine Columns make every sip exceptional.



18-INCH  
2 ZONES



24-INCH  
3 ZONES

### ★ Presenter Shelf

A newly designed Presenter Shelf made of Wenge wood and aluminum boasts a stylish design allowing you to place your favorite wines front and center.

### ★ Diamond Dowels

Unique, diamond-shaped wooden dowels help control wine sediment by cradling bottles of every size for stability, as well as offer elegant presentation.

### Hidden Rails

In these newly designed wine columns, the ball bearings and rails are completely out of sight. All you can see—and feel—is luxury.

### 3-Zone Temp Control

From Chardonnay, to Pinot, to Rosé, store all of your wines at the optimum temperature. The Thermador 24" Wine Column features UV glass and is equipped with three separate zones for individual temperature control.

\*Additional shelf sold separately; see accessories section, pages 128–129

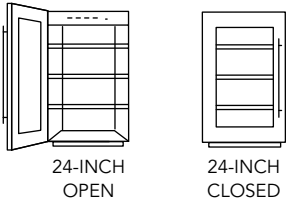
### ★ Thermador® Exclusive



# GLASS DOOR REFRIGERATORS

## UNDER-COUNTERFREEDOM® REFRIGERATION

Our Glass Door Refrigerator, featuring SoftClose® hinges, is ideal for storing sparkling water, beer growlers and charcuterie boards—essentially the perfect companion to any entertainment room.



### Adjustable Tempered Glass Shelves

Customize refrigeration storage with adjustable glass shelves to accommodate both food and beverage needs.

### Customizable Temperature Management

Enhanced cooling keeps contents at the appropriate temperatures for serving, and provides temperatures as low as 33°.

### Glass & Aluminum Trim

Durable glass shelves are trimmed with aluminum, providing a luxurious finish.

### SoftClose® Door Hinges & Door Open Alarm

Our innovative door hinge allows for a 115° door opening and can be positioned to stop at a 90° angle, with Door Open Alarm alert if door is left ajar.

### LED Lighting

Brighter, whiter, LED lighting illuminates stored items providing visibility to all your culinary needs.

### Star-K and ENERGY STAR® Certified

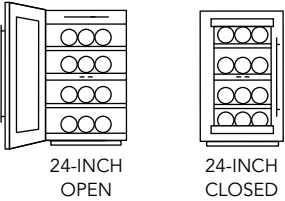
Proudly Star-K and ENERGY STAR® Certified.



# GLASS DOOR WINE RESERVES

## UNDER-COUNTERFREEDOM® REFRIGERATION

Featuring Wenge wood diamond dowels, SoftClose® hinges and dual zone temperature management, all you need to do is to pick a room to store and preserve your wine collection.



### Full Extension Wine Racks

Removable and cantilevered for adjustability, Wenge wood dowels have been redesigned to promote stability and less sediment movement, and full-extension racks enhance the experience of pulling out your favorite vintage.

### Dual-Zone Temperature Management

Enhanced adjustable cooling zones are perfect for keeping wine at the appropriate temperatures for serving or aging.

### UV Resistant Tempered Glass

UV Resistant Tempered Glass protects your wine collection from dangerous ultraviolet rays that can prematurely age fine wine.

### SoftClose® Door Hinges & Door Open Alarm

Our innovative door hinge allows for a 115° door opening and can be positioned to stop at a 90° angle, with Door Open Alarm alert if door is left ajar.

### LED Lighting

Brighter, whiter, LED lighting illuminates stored items providing visibility to all your culinary needs.

### Star-K Certified

Proudly Star-K Certified.



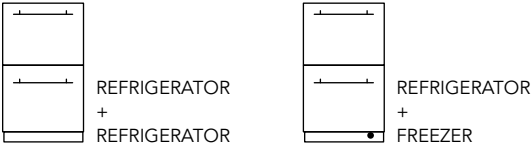


# DOUBLE DRAWERS

## UNDER-COUNTER FREEDOM® REFRIGERATION

The ultimate accessory for any kitchen, master suite, or game room, Thermador Double Drawer Refrigerators feature SoftClose® sliders and easy to clean rubber mats.

And with customizable temperature settings, shelving and dividers you can chill everything from cocktail garnishes, to green juice, to organic skin care.



### Customizable Temperature Management

Refrigerator drawers offer customizable cooling modes—ideal for beverages as well as skin care products requiring storage at cooler temperatures. Drawers also feature a warmer pantry or cellar mode, and a bar mode for super-chilled beverages.

### SoftClose® Drawers & Drawer Open Alarm

Innovative sliders provide a new level of luxury with a gentle, automatic close. Also includes Drawer Open Alarm to alert you if drawer is left ajar.

### Removable Drawer Mat

Each drawer includes a flexible and durable mat to ensure bottles and other delicate items do not slide when the drawer is opened and closed, and is easily removable for easy cleaning.

### Customizable Drawer Dividers & Shelving

Removable and completely customizable, aluminum dividers keep drawer contents neatly tucked in place. They can also be reconfigured to create custom shelving allowing two levels of drawer storage and room for platters.

### Filtered Automatic Ice Maker

Automatic filtered ice maker in the freezer drawer ensures you are always prepared for refreshing drinks when entertaining.

### Star-K and ENERGY STAR® Certified

Proudly Star-K and ENERGY STAR® Certified.



## Spotlight Feature

Think outside the kitchen and incorporate refrigeration columns and under-counter double drawers in master suites, guest and game rooms.



### Double Drawers

PRODUCTS SHOWN IN DESIGN

Under-Counter Double Drawer Refrigerator  
24-INCH – T24UC920DS



# Spotlight Feature

Personalize your cooling with a variety of column sizes, customized interiors, and stainless steel or custom panels.

## The Complete FREEDOM<sup>®</sup> COLLECTION

Choose from a variety of sizes, standout stainless steel or custom paneling finish, as well as interior configuration options to store everything from delicate produce to jarred preserves.

### *BUILD YOUR OWN CUSTOM COLUMN*

Our award winning Freedom Collection offers customized columns in four simple steps.

1. Choose your unit: Fresh Food, Freezer, Bottom Freezer or Wine Preservation Column.
2. Choose your panel: stainless steel for a standout look, or custom panel for seamless integration with the rest of your cabinetry.\*



Stainless Steel Panel



Custom Panel

\*Handleless Panels should not be installed on units without the SoftClose<sup>®</sup> capability. If you are uncertain if you have a refrigeration unit with SoftClose capability please contact our customer team by calling 1-800-735-4328.

3. Choose your handle: Masterpiece<sup>®</sup>, Professional, or custom handles. See pages 128–129 for details.



Professional



Masterpiece

4. Customize your interior with various storage options to fit your lifestyle, including produce railings and bins. See pages 128–129 for details.

Visit [Thermador.com](https://thermador.com) for details on building your custom column.



# FRESH FOOD COLUMNS

Freedom® Refrigeration



## 23.5-Inch Fresh Food Replacement Refrigeration

- Specially crafted to pair with any 18" and 24" column to fit predetermined 42" and 48" spaces
- Reversible Door Swing
- Build Your Custom Column by Choosing a Panel and Handle

23.5-Inch – T23IR900SP



## 24-Inch Fresh Food

- Reversible Door Swing
- Build Your Custom Column by Choosing a Panel and Handle

24-Inch with Two Delicate Produce Bins – T24IR900SP

24-Inch with Two Standard Bins – T24IR902SP



## 30-Inch Fresh Food

- Reversible Door Swing
- Build Your Custom Column by Choosing a Panel and Handle

30-Inch with Two Delicate Produce Bins – T30IR900SP

30-Inch with Two Delicate Produce Bins and Home Connect™ – T30IR901SP

30-Inch with Two Standard Bins and Home Connect™ – T30IR902SP



## 36-Inch Fresh Food

- Reversible Door Swing
- Build Your Custom Column by Choosing a Panel and Handle

36-Inch – T36IR900SP

\*All models excpet T24IR902SP, T30IR901SP, and T30IR902SP

See pages 128–129 for accessories  
Visit Thermador.com for complete specifications

# FREEZER COLUMNS EXTERNAL DISPENSER

Freedom® Refrigeration



## 18-Inch Freezer External Ice & Water Dispenser

- Build Your Custom Column by Choosing a Panel and Handle

18-Inch with Left-Hand Door Swing – T18ID900LP

18-Inch with Right-Hand Door Swing – T18ID900RP



## 24-Inch Freezer External Ice & Water Dispenser

- Build Your Custom Column by Choosing a Panel and Handle

24-Inch with Left-Hand Door Swing – T24ID900LP

24-Inch with Right-Hand Door Swing – T24ID900RP

# FREEZER COLUMNS INTERNAL ICE MAKER

Freedom® Refrigeration



## 18-Inch Freezer Internal Diamond Ice Maker

- Reversible Door Swing
- Build Your Custom Column by Choosing a Panel and Handle

18-Inch – T18IF900SP

18-Inch with Home Connect™ – T18IF901SP



## 24-Inch Freezer Internal Diamond Ice Maker

- Reversible Door Swing
- Build Your Custom Column by Choosing a Panel and Handle

24-Inch – T24IF900SP



## 30-Inch Freezer Internal Diamond Ice Maker

- Reversible Door Swing
- Build Your Custom Column by Choosing a Panel and Handle

30-Inch – T30IF900SP



## 36-Inch Freezer Internal Diamond Ice Maker

- Reversible Door Swing
- Build Your Custom Column by Choosing a Panel and Handle

36-Inch – T36IF900SP

\*All models excpet T18IF901SP

See pages 128–129 for accessories  
Visit Thermador.com for complete specifications

# WINE PRESERVATION COLUMNS

Freedom® Refrigeration



## 18-Inch Wine Preservation

- Reversible Door Swing
- Build Your Custom Column by Choosing a Panel and Handle
- 2 Temperature Zones

18-Inch – T18IW900SP



## 24-Inch Wine Preservation

- Reversible Door Swing
- Build Your Custom Column by Choosing a Panel and Handle
- 3 Temperature Zones

24-Inch – T24IW900SP

24-Inch with Home Connect™ – T24IW901SP



\*All models excpet T24IW901SP



# BOTTOM FREEZERS

Freedom® Refrigeration



*30-Inch Bottom Freezer  
2 Door*

- Reversible Door Swing
- Build Your Custom Column by Choosing a Panel and Handle

30-Inch – T30IB900SP



*36-Inch Bottom Freezer  
2 Door*

- Reversible Door Swing
- Build Your Custom Column by Choosing a Panel and Handle

36-Inch with Two Delicate Produce Bins – T36IB900SP

36-Inch with Two Standard Bins – T36IB902NP



*36-Inch Bottom Freezer  
French Door*

- Build Your Custom Column by Choosing a Panel and Handle

36-Inch with Two Delicate Produce Bins – T36IT900NP

36-Inch with Two Delicate Produce Bins and Home Connect™ – T36IT901NP

36-Inch with Two Standard Bins and Home Connect™ – T36IT902NP

Home Connect

# PRE-ASSEMBLED BOTTOM FREEZERS

Freedom® Refrigeration, Professional



*30-Inch Bottom Freezer  
Pre-Assembled 2 Door*

- Reversible Door Swing
- Pre-assembled with Stainless Steel Panels and Professional Handles

30-Inch – T30BB920SS



*36-Inch Bottom Freezer  
Pre-Assembled 2 Door*

- Reversible Door Swing
- Pre-assembled with Stainless Steel Panels and Professional Handles

36-Inch – T36BB920SS



*36-Inch Bottom Freezer  
Pre-Assembled French Door*

- Pre-assembled with Stainless Steel Panels and Professional Handles

36-Inch – T36BT920NS

# PRE-ASSEMBLED BOTTOM FREEZERS

Freedom® Refrigeration, Masterpiece®



*30-Inch Bottom Freezer  
Pre-Assembled 2 Door*

- Reversible Door Swing
- Pre-assembled with Stainless Steel Panels and Masterpiece® Handles

30-Inch – T30BB910SS



*36-Inch Bottom Freezer  
Pre-Assembled 2 Door*

- Reversible Door Swing
- Pre-assembled with Stainless Steel Panels and Masterpiece® Handles

36-Inch – T36BB910SS



*36-Inch Bottom Freezer  
Pre-Assembled French Door*

- Pre-assembled with Stainless Steel Panels and Masterpiece® Handles

36-Inch – T36BT910NS

\*All models excpet T36IB902NP, T36IT901NP and T36IT902NP

See pages 128–129 for accessories

Visit Thermador.com for complete specifications

See pages 128–129 for accessories

Visit Thermador.com for complete specifications



# REFRIGERATORS WITH GLASS DOOR

Under-Counter Freedom® Refrigeration

## Features

- Customizable Cooling Modes (Fridge, Pantry and Bar)
- SoftClose® Door
- Fully Adjustable Tempered Glass Shelves
- Door Open Alarm
- LED Theater Lighting
- Touch Electronic Controls
- 24-Inches



Professional Handle  
Left-Hinged – T24UR920LS  
Right-Hinged – T24UR920RS



Masterpiece® Handle  
Left-Hinged – T24UR910LS  
Right-Hinged – T24UR910RS



Custom Panel  
Left-Hinged – T24UR900LP  
Right-Hinged – T24UR900RP

# WINE RESERVES WITH GLASS DOOR

Under-Counter Freedom® Refrigeration

## Features

- Dual Zone Wine Storage
- Adjustable Temperature Zones
- UV Resistant Tempered Glass Door
- SoftClose® Door
- LED Theater Lighting
- Touch Electronic Controls
- 24-Inches



Professional Handle  
Left-Hinged – T24UW920LS  
Right-Hinged – T24UW920RS



Masterpiece® Handle  
Left-Hinged – T24UW910LS  
Right-Hinged – T24UW910RS



Custom Panel  
Left-Hinged – T24UW900LP  
Right-Hinged – T24UW900RP

# DOUBLE DRAWER REFRIGERATORS

Under-Counter Freedom® Refrigeration

## Features

- Customizable Cooling Modes (Fridge, Pantry and Bar)
- SoftClose® Drawers
- Customizable Drawer Dividers and Shelving
- Quick Chill
- LED Lighting
- Drawer Mats
- Touch Electronic Controls
- 24-Inches



Professional Handles  
T24UR920DS



Masterpiece® Handles  
T24UR910DS



Custom Panel  
T24UR900DP

# DOUBLE DRAWERS REFRIGERATOR/ FREEZER

Under-Counter Freedom® Refrigeration

## Features

- Customizable Cooling Modes in Refrigerator Drawer (Fridge, Pantry and Bar)
- Freezer Drawer with Filtered Automatic Ice Maker
- SoftClose® Drawers
- Customizable Drawer Dividers and Shelving
- LED Lighting
- Drawer Mats
- Touch Electronic Controls
- 24-Inches



Professional Handles  
T24UC920DS



Masterpiece® Handles  
T24UC910DS



Custom Panel  
T24UC900DP



## Spotlight Feature

No one dries better—StarDry™ with Zeolite™ is an exclusive Thermador drying solution.

# DISHWASHERS

FOR MASTERPIECE® & PROFESSIONAL COLLECTIONS

Featuring a suite of wifi-enabled dishwashers, The Radiance Collection offers unrivaled design complete with unparalleled drying capability, capacity, speed, and flexibility. And with customizable panels or stainless steel finishes, you're free to personalize your cleanup routine with industry-leading dish care designed to suit your style.



SAPPHIRE® DISHWASHER

Professional Handle Dishwasher  
7 PROGRAMS, 7 OPTIONS – DWHD770WFP



# FEATURES

## DISHWASHERS

Offering a suite of dish care that truly shines on every level, the Thermador Radiance Collection offers a variety of exceptional features across our portfolio.

### Sapphire® Enhanced Features

★ *Thermador® Connected Experience*

With features such as Remote Start, start your dish cleaning cycle from your Home Connect™ app to help prepare for your next dining occasion. Available on every dishwasher in our collection.

★ *StarDry™ with Zeolite™*

Introducing StarDry with Zeolite, an exclusive Thermador drying solution. Without the use of chemicals, and with no need for replenishment, our StarDry with Zeolite can even dry containers with hard-to-reach crevices. No one dries better.

★ *Push to Open*

Make cleanup less of a chore—the dishwasher opens with either a push or pull, so loading is easier, even when your hands are full.

*Quiet—42 dBA*

The Sapphire Dishwasher is as easy on the ears as it is on the eyes so you can keep your focus on entertaining.

*Adjustable Chef's Tool Drawer*

Delight in added flexibility for a variety of tools with the adjustable Chef's Tool Drawer with flexible wings to accommodate utensils of different shapes and sizes.


★ *Premium Touch Control Panel*

The TFT screen offers a beautiful, full-color touchscreen display that lets you easily adjust settings.

★ *Sapphire Glow®*

Brilliant blue light illuminates when dishwasher is opened, giving just-cleaned stemware and dishes a luxurious glow.

★ *Thermador® Exclusive*



# FEATURES

## DISHWASHERS

### Topaz® Enhanced Features

*Time Remaining PowerBeam®*

Always know how much time is left in a cycle with the unique Time Remaining PowerBeam, providing a vibrant readout projected onto the floor below the dishwasher.

*CrystalProtect® Water Softener System*

Utilizes a built-in water softener to neutralize water hardness for perfectly clear crystal, free of water spots.

*Quiet—44 dBA*

The Topaz Dishwasher operates at only 44 dBA, so your dishwasher stays in the background while your meal takes center stage.

*Flexible Folding Tines*

Designed to accommodate large pots, pans and dishes—the Topaz Dishwasher can handle extra-wide items, perfect for entertaining.

### Emerald Features\*

*Chef's Tool Drawer®*

Designed to clean an arsenal of tools—from spatulas and ladles—the dedicated Chef's Tool Drawer was developed to house an array of hard-to-place items.

*3-Level Adjustable Rack*

Whether you're washing extra-large items for a party or many small items for everyday use, the 3-Level Upper Rack is designed to be raised for stock pots or cookie sheets on the bottom rack, or lowered to fit taller wine glasses on the upper rack.

*Blue PowerBeam®*

The PowerBeam projects onto the floor to let you know when the dishwasher is in use.

*Enhanced Racks*

Rack stops and thicker rack wires allow for greater stability, so you can load the dishwasher with ease, even when you're washing heavier pots.

\*Features also included with Topaz and Sapphire models.



# The VERSATILITY OF DESIGN

## DISHWASHERS

With options for Stainless Steel paired with our Professional or Masterpiece® handles, or a custom panel with design of your choice, explore unique options to perfectly complement your kitchen design.



Flat Stainless Steel Panel  
with Professional Handle



Flat Stainless Steel Panel  
with Masterpiece® Handle



Custom Panel to Match  
Your Cabinetry

## Fully Flush Custom Panel Dishwashers

### Custom Design

Match your kitchen's custom cabinetry to our dishwasher for complete integration. Thermador custom panel dishwashers install fully flush for a seamless, integrated look.

### Protect Your Fine Wood Cabinets

Thermador dishwashers feature a unique condensation drying system designed to reduce the risk of steam damage over time to custom panel wood cabinetry and countertops. The closed system heats dishes with hot water from the final rinse resulting in the ultimate drying performance.



Kitchen Designed by: Ili Hidalgo-Nilsson,  
Terracotta Design Build Co.

## GLASS CARE CENTER


### Dishwashers

7 Programs, 7 Options



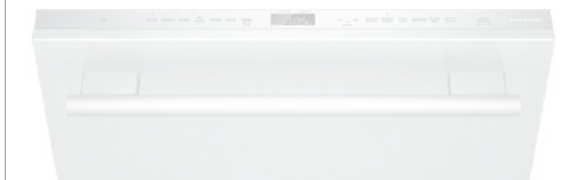
### Features

- Revolutionary Lower Rack Designed Specifically to Accommodate all of Your Glassware
- No-Slip, Soft Rubber Racks
- Star Speed® Cycle
- Push to Open
- Large Glassware Capacity
- Mixed Use Top Rack
- Sapphire Glow® Light
- Removes Lipstick Residue\*
- Thermador® Connected Experience by Home Connect™



### Professional Handle

7 Programs, 7 Options – DWHD771WFP



### Masterpiece® Handle

7 Programs, 7 Options – DWHD771WFM



### Custom Panel

7 Programs, 7 Options – DWHD771WPR

\*Based on results from a visual inspection of glasses following completion of Auto or Glass cycle on a Thermador® Glass Care Center loaded with stemware only and no other food or beverage soils.

See page 110 for accessories  
Visit [Thermador.com](http://Thermador.com) for complete specifications




# STAR SAPPHIRE®

Dishwashers  
8 Programs, 7 Options



### Features

- StarDry™ with Zeolite™
- Star Speed® Cycle
- Star Glow Light
- Push to Open
- Entertainer's Drawer (3rd Rack)
- Premium Touch Controls
- 18 Wine Glass Capacity
- NSF®-Certified\* Sanitize Cycle / Option
- Thermador® Connected Experience by Home Connect™



### Professional Handle

8 Programs, 7 Options – DWHD870WFP



### Masterpiece® Handle

8 Programs, 7 Options – DWHD870WFM



### Custom Panel

8 Programs, 7 Options – DWHD870WPR

# SAPPHIRE®

Dishwashers  
7 Programs, 7 Options



### Features

- StarDry™ with Zeolite™
- Push to Open
- Sapphire Glow® Light
- Adjustable Chef's Tool Drawer®
- Premium Touch Controls
- Flexible Folding Tines
- Exceptionally Quiet—42 dBA
- NSF®-Certified\* Sanitize Cycle / Option
- Thermador® Connected Experience by Home Connect™



### Professional Handle

7 Programs, 7 Options – DWHD770WFP



### Masterpiece® Handle

7 Programs, 7 Options – DWHD770WFM



### Custom Panel

7 Programs, 7 Options – DWHD770WPR

\*Certification to NSF / ANSI Standard 184 for residential dishwashers

# TOPAZ®

Dishwashers  
6 Programs, 6 Options




### Features

- Time Remaining PowerBeam®
- Crystal Protect® Water Softener System
- Flexible Folding Tines
- Chef's Tool Drawer (3rd Rack)
- Extra Dry Option
- Exceptionally Quiet—44 dBA
- NSF®-Certified\* Sanitize Cycle / Option
- Thermador® Connected Experience by Home Connect™



### Professional Handle

6 Programs, 6 Options – DWHD660WFP



### Masterpiece® Handle

6 Programs, 6 Options – DWHD660WFM



### Custom Panel

6 Programs, 6 Options – DWHD660WPR

See page 110 for accessories  
Visit Thermador.com for complete specifications

# EMERALD®

Dishwashers  
6 Programs, 5 Options



### Features

- Blue PowerBeam®
- Chef's Tool Drawer (3rd Rack)
- Sens-A-Wash® Cycle
- Three Stage Advanced Filtration
- 3-Level Adjustable Upper Rack
- Extra Dry Option
- Impressively Quiet®—48 dBA
- Thermador® Connected Experience by Home Connect™



### Professional Handle

6 Programs, 5 Options – DWHD650WFP



### Masterpiece® Handle

6 Programs, 5 Options – DWHD650WFM



### Custom Panel

6 Programs, 5 Options – DWHD650WPR

\*Certification to NSF / ANSI Standard 184 for residential dishwashers

See page 110 for accessories  
Visit Thermador.com for complete specifications



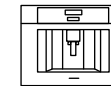
## Spotlight Feature

Refrigerator and Freezer Drawers house everything you need for an intimate gathering—from cheese plates, to cocktail garnishes, to chilled champagne glasses.

### *Entertainer's Corner*

# GIVE GUESTS *something* TO SAVOR

The Thermador Entertainer's Corner features everything you need to turn moments into memories for you and your guests. Revel in a Culinary Preservation Center, Sapphire® Dishwasher, Built-In Coffee Machine, and Wine Column configured to suit your entertaining needs.



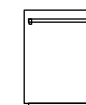
24-Inch Built-In Coffee Machine



24-Inch Professional Combo Drawer  
Refrigerator and Freezer



30-Inch MicroDrawer® Microwave



24-Inch Professional Sapphire® Dishwasher

Kitchen Designed by: Phil Kean Design Group  
The New American Remodeled Home, 2017



## Spotlight Feature

Pair with existing smart home system to activate voice control.

# Built-in COFFEE MACHINE

FOR MASTERPIECE® & PROFESSIONAL COLLECTIONS

With 8 personalized beverages by name, multiple people can program their favorite coffee and tea beverages. And with options for both plumbed and non-plumbed units, you can incorporate in any room in the home.



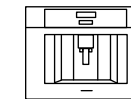
BUILT-IN COFFEE MACHINE

Professional & Masterpiece®  
24-INCH – TCM24PS



## FEATURES

### BUILT-IN COFFEE MACHINE



PLUMBED



NON-PLUMBED

### ★ Thermador® Connected Experience

With the Thermador Connected Experience by Home Connect™ and remote access, your coffee fits seamlessly into your day. Customize operations, create 28 coffees from around the world, and get exclusive access to delicious coffee-inspired recipes—all from your phone or tablet.

### Coffee Playlist

Using your mobile device, set your machine to make multiple cups of coffee consecutively, in the order you choose—so you can prepare drinks for each guest right from the dinner table, without ever missing a beat.

### Coffee Customization

Perfect for frequent selections, coffee customization settings store up to 8 personalized beverages by name so family members and houseguests can program their favorite drinks—from a single shot espresso, to tea, to extra-large cappuccinos.

### Automatic Double Shot Beverages

For days that require an added dose of verve, Automatic Double Shot delivers an extra shot of espresso to select beverages. Enjoy a consistently strong flavor and aroma at the touch of a button.

### Automatic Cleaning

Cleanup has never been easier. Using both hot water and steam, the machine features a fully automatic rinse program at turn-on and turn-off, so it's always ready for the next fresh-tasting pour.



Kitchen Designed by: Kate Clarke, Legacy Designs,  
The New American Home 2018

★ Thermador® Exclusive



# FEATURES

## BUILT-IN COFFEE MACHINE

### Ceramic Disk Grinder

Enjoy freshly ground coffee for every cup with an exclusive Ceramic Disk Grinding System. Ceramic Disks deliver quality performance and minimize noise allowing for a smooth, consistent texture and flavor in every cup.

### LCD Display

Full color LCD display illustrates beverage selection, including size and temperature control.

### Installation Options

#### Plumbed

With an option for built-in drainage instead of a water tank, Thermador plumbed Built-in Coffee Machines help ensure your machine is ready when you are for your next cup. A water and drain connection eliminate the need to empty a drip tray, while water replenishment flows water directly into your machine from your plumbed water source, eliminating the need to fill a water container.

#### Non-Plumbed

Thermador non-plumbed Built-in Coffee Machines can be installed without an additional water line in your home—enabling installation in the bedroom, guest room, office and beyond.



Kitchen Designed by: Hooper Patterson



# BUILT-IN COFFEE MACHINE

## 24-Inch Professional & Masterpiece®



Home Connect

### Plumbed Installation

- Direct Plumbed Installation for Water and Drain Connection
- Equipped with the *Thermador® Connected Experience by Home Connect™*

24-Inch – TCM24PS



Home Connect

### Non-Plumbed Installation

- Refillable Water Reservoir
- Equipped with the *Thermador® Connected Experience by Home Connect™*

24-Inch – TCM24TS



### Optional Accessory

- TCM24PS shown with optional trim kit

30-Inch Stainless Steel Trim Kit – TCMTK30RS



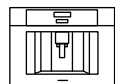
See page 110 for accessories  
Visit [Thermador.com](https://www.thermador.com) for complete specifications

Kitchen Designed by: Marc Thee



# THINK *outside* THE KITCHEN

Make your entire home exceptional when you venture beyond the kitchen. From a wine column in the walk-in closet to a Built-In Coffee Machine in the master bedroom, the possibilities are up to you.



24-Inch Built-In Coffee Machine



24-Inch Under-Counter Refrigerator with Glass Door

Kitchen Designed by: Robert Mondavi







# *Exceptional* ACCESSORIES

Personalize your Thermador® culinary suite with exceptional accessories, specifically engineered for your Thermador appliances. From cooking pans to iconic blue knobs, you can customize your design, as well as enhance your entertaining experience.



ALL PROFESSIONAL  
RANGES  
ACCESSORIES

Flat Ceramic Briquettes



PABRICKBKW – with Basket



PABRICKW – without Basket

Wok Ring



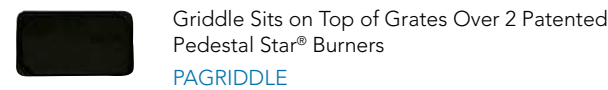
PWOKRINGHC

Chopping Block / Cutting Board



PA12CHPBLK – 12-Inch

Accessories with Non-Stick High-Release Coating

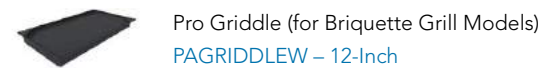


Griddle Sits on Top of Grates Over 2 Patented  
Pedestal Star® Burners  
PAGRIDDLE

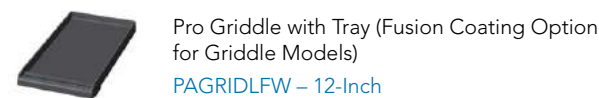


Pro Grill with Tray (for Griddle Models)  
PA12GRILLW – 12-Inch

Accessories with Fusion Coating



Pro Griddle (for Briquette Grill Models)  
PAGRIDDLEW – 12-Inch



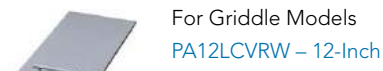
Pro Griddle with Tray (Fusion Coating Option  
for Griddle Models)  
PAGRIDLFW – 12-Inch



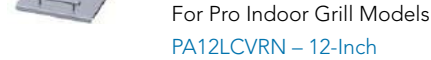
Pro Grill with Tray (for Griddle Models)  
PA12GRILFW – 12-Inch

\*Models PCG305xx, PRD305xx, PRD606xx, PRG305xx, PRG304xx and PRD304xx are suitable for 0" rear clearance to combustible surfaces. All other models: when using the included Island Trim a minimum 6" (152 mm) rear clearance is required to a combustible surface. When installing against a combustible surface, a Thermador® Low Backguard is required for a 0" rear clearance to the combustible surface. A Thermador Low Backguard must be purchased separately. A rear clearance to a surface covered in a noncombustible material (metal, ceramic tile, brick, marble, or stone) is 0" when using the included Island Trim. Clearances of less than 6" (152 mm) should be approved by the local codes and / or by the local authority having jurisdiction. Clearances from non-combustible materials are not part of the ANSI Z21.1 scope and are not certified by CSA.

Pro Grill/ Griddle Covers



For Griddle Models  
PA12LCVRW – 12-Inch



For Pro Indoor Grill Models  
PA12LCVRN – 12-Inch



For Grill / Griddle Combination Models  
PA24CVRW – 24-Inch

High Altitude Kits


Natural Gas Ranges, 5,400 ft. to 10,200 ft.  
PAAITKITHW – Pro Harmony Ranges  
PAAITKITGW – Pro Grand Ranges  
Gas or Dual-Fuel Models Connected to LP Gas, 10,000 ft. to 10,200 ft.  
Contact Customer Support

LP Conversion Kits

Pro Grand Dual Fuel Models with 4 and 6 Burners  
PALPKITDGW  
Pro Grand Gas Models with 4 and 6 Burners  
PALPKITGGW  
Pro Harmony Dual Fuel Models with 4 and 6 Burners  
PALPKITHW  
Pro Harmony Gas Models with 4 and 6 Burners  
PALPKITGW  
Pro Harmony Dual-Fuel Model PRD305WH Only (5 Burners)  
PALPKITHW5  
Pro Harmony Gas Model PRG305WH only (5 Burners)  
PALPKITGW5

PRO HARMONY®  
RANGES  
ACCESSORIES

Backguards\*



7-Inch Low Backguard  
PA48WLBH – 48-Inch  
PA36WLBH – 36-Inch  
PA30WLBH – 30-Inch

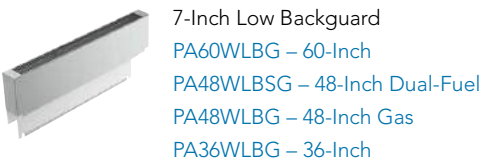
Metallic Blue Knob Kit



PAKNOBLUWH – 48 / 36 / 30-Inch


PRO GRAND®  
RANGES  
ACCESSORIES

Backguards\*




7-Inch Low Backguard  
PA60WLBG – 60-Inch  
PA48WLBG – 48-Inch Dual-Fuel  
PA48WLBG – 48-Inch Gas  
PA36WLBG – 36-Inch

Toekicks



PA60WTKG – 60-Inch  
PA48WTKG – 48-Inch  
PA36WTKG – 36-Inch

Metallic Blue Knob Kit



PAKNOBLUWG – 60 / 48 / 36-Inch

Pro Grand Liberty® Induction Adds These Accessories:

Liberty® Induction Teppanyaki



TEPPAN1016

Stainless Steel Pan



CHEFSPAN08 – 10-Inch

Stainless Steel Roaster Pan



TROASTERT

\*Models PCG305xx, PRD305xx, PRD606xx, PRG305xx, PRG304xx and PRD304xx are suitable for 0" rear clearance to combustible surfaces. All other models: when using the included Island Trim a minimum 6" (152 mm) rear clearance is required to a combustible surface. When installing against a combustible surface, a Thermador® Low Backguard is required for a 0" rear clearance to the combustible surface. A Thermador Low Backguard must be purchased separately. A rear clearance to a surface covered in a noncombustible material (metal, ceramic tile, brick, marble, or stone) is 0" when using the included Island Trim. Clearances of less than 6" (152 mm) should be approved by the local codes and / or by the local authority having jurisdiction. Clearances from non-combustible materials are not part of the ANSI Z21.1 scope and are not certified by CSA.

Pro Grand Steam Adds These Accessories:

Wire Rack

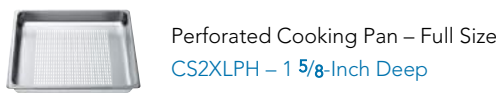


CSRACKH


Cooking Pans / Trays



Cooking Pan – Full Size  
CS2XLH – 1 5/8-Inch Deep



Perforated Cooking Pan – Full Size  
CS2XLPH – 1 5/8-Inch Deep



Baking Tray – Full Size  
CS2LH – 1 1/4-Inch Deep

Pro Grand 60-Inch Adds These Accessories:

Griddle Cover




PA24CVRN – 24-Inch



PROFESSIONAL  
RANGETOPS

ACCESSORIES

Backguards\*



10-Inch Low Backguard  
PA30WLBC – 30-Inch  
PA36WLBC – 36-Inch  
PA48WLBC – 48-Inch

Flat Ceramic Briquettes



PABRICKBKW – with Basket



PABRICKW – without Basket

Wok Ring



PWOKRINGHC

Chopping Block / Cutting Board




PA12CHPBLK – 12-Inch

Metallic Blue Knob Kit



PAKNOBLUWR – 30 / 36 / 48-Inch


LP Conversion Kits




Pro Rangetop Models with 4 and 6 Burners  
PALPKITHW  
Pro Rangetop Model PCG305W only (5 Burners)  
PALPKITHW5

\*Models PCG305xx, PRD305xx, PRD606xx, PRG305xx, PRG304xx and PRD304xx are suitable for 0" rear clearance to combustible surfaces. All other models: when using the included Island Trim a minimum 6" (152 mm) rear clearance is required to a combustible surface. When installing against a combustible surface, a Thermador® Low Backguard is required for a 0" rear clearance to the combustible surface. A Thermador Low Backguard must be purchased separately. A rear clearance to a surface covered in a noncombustible material (metal, ceramic tile, brick, marble, or stone) is 0" when using the included Island Trim. Clearances of less than 6" (152 mm) should be approved by the local codes and / or by the local authority having jurisdiction. Clearances from non-combustible materials are not part of the ANSI Z21.1 scope and are not certified by CSA.

Accessories with Non-Stick High-Release Coating



Griddle Sits on Top of Grates Over 2 Patented Pedestal Star® Burners  
PAGRIDDLE



Pro Grill with Tray (for Griddle Models)  
PA12GRILLW – 12-Inch

Accessories with Fusion Coating



Pro Griddle (for Briquette Grill Models)  
PAGRIDDLEW – 12-Inch



Pro Griddle with Tray (for Griddle Models)  
PAGRIDLFW – 12-Inch



Pro Grill with Tray (for Griddle Models)  
PA12GRILFW – 12-Inch

Pro Grill / Griddle Covers



For Griddle Models  
PA12LCVRW – 12-Inch



For Pro Indoor Grill Models  
PA12LCVRN – 12-Inch

BUILT-IN STEAM &  
CONVECTION OVENS

ACCESSORIES

Wire Rack for Steam Oven



00777111

Broiler Grill




11013689

Large (Max Broil) Broiler Grill Set (2)




11024904


Cooking Pans




Broiler Pan  
00484628 – 1 1/2-Inch Deep



Large (Max Broil) Broiler Pan  
11024903 – 1 5/8-Inch Deep




Universal Pan – Extra Large  
11014338 – 1 1/2-Inch Deep



Perforated Steam Cooking Pan – Extra Large  
577551 – 1 3/8-Inch Deep

Blue Knob Kit



(2pc) for Professional Collection Oven  
WKNOKBT3W

Multi-Point  
Temperature Probe



12022200

Sponge



623653

INDUCTION AND  
ELECTRIC COOKTOPS

ACCESSORIES

Stainless Steel Pan



CHEFSPAN08 – 10-Inch

Stainless Steel Roaster Pan



TROASTERT

Round Skillet



CHEFSPAN13 – 16-Inch

Griddle Style Teppanyaki



TEPPAN1013 – 10" x 13"



TEPPAN1016 – 10" x 16"



TEPPAN1314 – 13" x 14"



TEPPAN1321 – 13" x 21"

Wireless Cooking Sensor



TCOOKSENSW

Non-Stick Induction Grill



TGRILLPANX – 17" x 9"



# GAS COOKTOPS

ACCESSORIES

## Wok Ring




## Griddle



## Metallic Blue Knob Kit



## LP Conversion Kits



# BUILT-IN OVENS

ACCESSORIES

## Oven Self-Clean Standard Rack



## Blue Knob Kit



# WALL HOODS

ACCESSORIES

## Built-In Remote Control Panel



Convenience at your fingertips: The remote control accessory offers the freedom to extend your hood controls to a more reachable spot  
REMCPW

## Recirculation Kits

For 36" HMWB36WS only  
RECHMWB36

For 30" HMWB30WS only  
RECHMWB30

For under cabinet drawer hoods only  
RECHMDW30 – HMDW30WS  
RECHMDW36 – HMDW36WS

## Replacement Charcoal Filters

For use with recirculation kit RECHMWBxx  
CHFILT3036

For use with recirculation kits RECHMDW30 and RECHMDW36  
CHFHMDW30 – 30-Inch  
CHFHMDW36 – 36-Inch

## 25 ft. Blower Connector Cable

For use with the following inline and remote blowers: VTR630W, VTR1030W, VTR1330W, VTi610W, VTi1010W  
EXTNCB25W

## Duct Covers

	Professional			Masterpiece®	
	6-Inch Tall	8-Foot – 9-Foot Ceiling Telescoping	10-Foot – 12-Foot Ceiling Telescoping	16-Inch Tall	28-Inch – 65-Inch Tall
48-Inch	DC486W	DC4889W	DCT481012W	DCT4816W	DC48MTW
42-Inch	DC426W	DC4289W	—	—	—
36-Inch	DC366W	DC3689W	DCT361012W	DCT3616W	DC36MTW
30-Inch	DC306W	DC3089W	—	DCT3016W	DC30MTW

## Lighting

SKU	Included	Bulb Type
PH__GWS	Yes	12VDC, 3 W, LED Lamp
PH__HWS	Yes	
HMWB__WS	Yes	
HMDW__WS	Yes	

# CHIMNEY WALL HOODS

ACCESSORIES

## Built-In Remote Control Panel



Convenience at your fingertips: The remote control accessory offers the freedom to extend your hood controls to a more reachable spot  
REMCPW

## Stainless Steel Chimney Hood Extensions

For up to 12-foot ceiling applications. Extension replaces upper section of standard chimney extension.  
CHXTHMCB – For HMCB30WS and HMCB36WS only  
CHXTHDDW – For HDDB30WS and HDDB36WS only

## Recirculation Kits

For HMCBxxWS Masterpiece® Chimney Wall Hoods only  
RECHMCB

For HDDBxxWS Masterpiece® Chimney Wall Drawer Hoods only  
RECHDDB

## Replacement Charcoal Filters

For use with recirculation kits RECHMCB and RECHDDB  
CHFHMCD

## 25 ft. Blower Connector Cable

For use with the following inline and remote blowers: VTR630W, VTR1030W, VTR1330W, VTi610W, VTi1010W  
EXTNCB25W

## Duct Covers

	6-Inch Tall	18-Inch – 35-Inch Tall	42-Inch – 59-Inch Tall
	Standard duct cover for up to 8-foot ceiling heights	Telescoping design for extension up to 9-foot to 10-foot ceiling heights	Telescoping design for extension up to 11-foot to 12-foot ceiling heights
48-Inch	CHMHP486W	CHMHP48TW	CHMHP48XTW
36-Inch	CHMHP366W	CHMHP36TW	CHMHP36XTW

## Lighting

SKU	Included	Bulb Type
HPCN__WS	Yes	12VDC, 3 W, LED Lamp
HMCB__WS	Yes	
HDDB__WS	Yes	

# ISLAND HOODS

ACCESSORIES

## Built-In Remote Control Panel



Convenience at your fingertips: The remote control accessory offers the freedom to extend your hood controls to a more reachable spot  
REMCPW

## Stainless Steel Island Hood Extension

For up to 12-foot ceiling applications. Extension replaces upper section of standard chimney extension.  
CHXTHMIB

## Recirculation Kit

For HMIBxxWS Masterpiece® Island Hoods only  
RECHMIB

## Replacement Charcoal Filter

For use with recirculation kit RECHMIB  
CHFHMIB

## 25 ft. Blower Connector Cable

For use with the following inline and remote blowers: VTR630W, VTR1030W, VTR1330W, VTi610W, VTi1010W  
EXTNCB25W

## Lighting

SKU	Included	Bulb Type
HPIN__WS	Yes	12VDC, 3 W, LED Lamp
HMIB__WS	Yes	



# CUSTOM INSERTS

## ACCESSORIES

### Important Note:

VCIN\_GWS series custom insert models include hood trim pieces to complete the installation.

### Built-In Remote Control Panels

Convenience at your fingertips: The remote control accessory offers the freedom to extend your hood controls to a more reachable spot.



For use with VCIN\_GWS custom inserts only  
[REMCPW](#)

### Custom Hood Liners

For use with VCI\_DS custom inserts only  
[LINER48 – 48-Inch](#)  
[LINER36 – 36-Inch](#)  
[LINER30 – 30-Inch](#)

### Baffle Filters



For use with VCI2\_DS custom inserts only

- Stainless Steel finish
- Unique low profile design maximizes grease capture
- Dishwasher-safe for easy cleanup

[BAFFLT48 – 48-Inch Wide](#)  
[BAFFLT30 – 30-Inch Wide](#)

### 25.ft. Blower Connector Cable

For use with the following inline and remote blowers: VTR630W, VTR1030W, VTR1330W, VTI610W, VTI1010W  
[EXTNCB25W](#)

3-Pc Extension Adaptor Set  
[EXTNSET4](#)

### Lighting

SKU	Included	Bulb Type
VCIN_GWS	Yes	12VDC, 3 W, LED Lamp
VCI2_DS	Yes	12 V, 20 W – G4 Base

# DOWNDRAFT HOODS

## ACCESSORIES

### Recirculation Kit

Use with induction / electric cooktops only  
[UCVRECIRC](#)

### Replacement Charcoal Filter

[UCVFILTER](#)

### 25.ft. Blower Connector Cable

For use with the following inline, remote and flexible blowers: VTR630W, VTR1030W, VTR1330W, VTI610W, VTI1010W, VTD600P

Cannot be connected together to extend length.  
[EXTNCB25W](#)

### 5.ft. Electrical Panel Extension Cable

This cable extends 5 ft. to move the electrical panel out of the way to offer full installation flexibility in any ducting scenario while installing the downdraft. Ability to connect two cables together to make a 10 ft. cable.

Cannot be used to connect inline or remote blowers.  
[EXTNCE5](#)

### Downdraft Gas Cooktop Seal Trim Kits

Required for installation with Gas Cooktops  
[UCV36ST – 36-Inch](#)  
[UCV30ST – 30-Inch](#)

### Remote and Inline Blower Downdraft Transitions

CVTSIDE6	6" Side / Rear Transition
CVTSIDE8	8" Side / Rear Transition
CVTSIDE10	10" Side / Rear Transition
CVTFRONT6	6" Round Front Plate
CVTFRONT8	8" Round Front Plate
CVTFRONT10	10" Round Front Plate
CVDUCT2	2' Rectangular Duct
CVTRECT2	Transition for Rectangular Duct

### Lighting

SKU	Included	Bulb Type
UCVP36XS	Yes	LED Strip

# BLOWER AND DUCT SELECTION GUIDE

## ACCESSORIES

Blower Information						Hood Information		
Type	Model #	CFM	Max. Total Amps (120V, 60Hz)	Roofplate Required	Duct Size at Blower	Transition w/Backdraft Damper	Duct Size at Discharge	Discharge Direction

### Wall Hoods – Professional

60" – PH60GWS	Remote	VTR1030W	1000	13.6	RFPLT1000P	10-Inch	Included	10-Inch	Vertical, Horizontal
		VTR1330W	1300	17.1	RFPLT1000P	10-Inch			
	Inline	VTI1010W	1000	13.6	—	10-Inch			
		VTN1090R	1000	13.2	—	10-Inch			
54" – PH54GWS 48" – PH48GWS 42" – PH42GWS 36" – PH36GWS	Remote	VTR630W	600	54"/48" – 11.7 42"/36" – 11.1	RFPLT600P	6-Inch	Included	10-Inch	Vertical, Horizontal
		VTR1030W	1000	54"/48" – 13.6 42"/36" – 13.0	RFPLT1000P	10-Inch			
		VTR1330W	1300	54"/48" – 17.1 42"/36" – 16.5	RFPLT1000P	10-Inch			
	Inline	VTI610W	600	54"/48" – 11.7 42"/36" – 11.1	—	6-Inch			
		VTI1010W	1000	54"/48" – 13.6 42"/36" – 13.0	—	10-Inch			
	Integrated	VTN630W	600	54"/48" – 9.8 42"/36" – 9.2	—	10-Inch			
		VTN1090R	1000	54"/48" – 13.2 42"/36" – 12.6	—	10-Inch			
48" – PH48HWS 36" – PH36HWS 30" – PH30HWS	Remote	VTR630W	600	48" – 6.5 36"/30" – 5.9	RFPLT600P	6-Inch	Included	10-Inch	Vertical, Horizontal
		VTR1030W	1000	48" – 8.4 36"/30" – 7.8	RFPLT1000P	10-Inch			
		VTR1330W	1300	48" – 11.9 36"/30" – 11.3	RFPLT1000P	10-Inch			
	Inline	VTI610W	600	48" – 6.5 36"/30" – 5.9	—	6-Inch			
		VTI1010W	1000	48" – 8.4 36"/30" – 7.8	—	10-Inch			
	Integrated	VTN630W	600	48" – 4.6 36"/30" – 4.0	—	10-Inch			
		VTN1090R	1000	48" – 8.0 36"/30" – 7.4	—	10-Inch			

### Wall Hoods – Masterpiece®

36" – HMWB36WS Use Recirculation Kit RECHMWB36	Integrated	Included	600	3.4	—	10-Inch	Included	10-Inch	Vertical
30" – HMWB30WS Use Recirculation Kit RECHMWB30									
48" – HMWB481WS 36" – HMWB361WS	Integrated	Included	1000	7.6	—	10-Inch	Included	10-Inch	Vertical
36" – HMDW36WS 30" – HMDW30WS Use Recirculation Kit RECHMDW30 or RECHMDW36	Integrated	Included	600	3.4	—	10-Inch	Included	10-Inch	Vertical



# BLOWER AND DUCT SELECTION GUIDE

ACCESSORIES

Blower Information							Hood Information		
Type	Model #	CFM	Max. Total Amps (120V, 60Hz)	Roofplate Required	Duct Size at Blower		Transition w/Backdraft Damper	Duct Size at Discharge	Discharge Direction

Chimney Wall Hoods – Professional

48" – HPCN48WS 36" – HPCN36WS	Remote	VTR630W	600	48"– 6.5 36"– 5.9	RFPLT600P	6-Inch	Included	10-Inch	Vertical
		VTR1030W	1000	48"– 8.4 36"– 7.8	RFPLT1000P	10-Inch			
		VTR1330W	1300	48"– 11.9 36"– 11.3	RFPLT1000P	10-Inch			
	Inline	VTI610W	600	48"– 6.5 36"– 5.9	—	6-Inch			
		VTI1010W	1000	48"– 8.4 36"– 7.8	—	10-Inch			
	Integrated	VTN630W	600	48"– 4.6 36"– 4.0	—	10-Inch			
		VTN1090R	1000	48"– 8.0 36"– 7.4	—	10-Inch			

Chimney Wall Hoods – Masterpiece®

36" – HMCB36WS 30" – HMCB30WS Use Recirculation Kit RECHMCB	Integrated	Included	600	4.9	—	6-Inch	Included	6-Inch	Vertical
36" – HDDB36WS 30" – HDDB30WS Use Recirculation Kit RECHDDB	Integrated	Included	600	4.9	—	6-Inch	Included	6-Inch	Vertical

Blower Information							Hood Information		
Type	Model #	CFM	Max. Total Amps (120V, 60Hz)	Roofplate Required	Duct Size at Blower		Transition w/Backdraft Damper	Duct Size at Discharge	Discharge Direction

Island Hoods – Professional

54" – HPIN54WS 42" – HPIN42WS	Remote	VTR630W	600	6.5	RFPLT600P	6-Inch	Included	6-Inch	Vertical
		VTR1030W	1000	8.4	RFPLT1000P	10-Inch			
		VTR1330W	1300	11.9	RFPLT1000P	10-Inch			
	Inline	VTI610W	600	6.5	—	6-Inch			
		VTI1010W	1000	8.4	—	10-Inch			
	Integrated	VTN630W	600	4.6	—	6-Inch			
		VTN1090R	1000	8.0	—	10-Inch			

Island Hoods – Masterpiece®

42" – HMIB42WS 36" – HMIB36WS Use Recirculation Kit RECHMIB	Integrated	Included	600	5.2	—	6-Inch	Included	6-Inch	Vertical
--	------------	----------	-----	-----	---	--------	----------	--------	----------

# BLOWER AND DUCT SELECTION GUIDE

ACCESSORIES

Blower Information							Hood Information		
Type	Model #	CFM	Max. Total Amps (120V, 60Hz)	Roofplate Required	Duct Size at Blower		Transition w/Backdraft Damper	Duct Size at Discharge	Discharge Direction

Custom Inserts – Professional

60" – VCIN60GWS	Remote	VTR1030W	1000	8.8	RFPLT1000P	10-Inch	Included	10-Inch	Vertical
		VTR1330W	1300	12.3	RFPLT1000P				
	Inline	VTI1010W	1000	8.8	—				
	Integrated	VTN1090R	1000	7.9	—				
54" – VCIN54GWS 48" – VCIN48GWS 42" – VCIN42GWS 36" – VCIN36GWS	Remote	VTR630W	600	54"/48"– 6.5 42"/36"– 5.9	RFPLT600P	6-Inch	Included	10-Inch	Vertical
		VTR1030W	1000	54"/48"– 8.4 42"/36"– 7.8	RFPLT1000P	10-Inch			
		VTR1330W	1300	54"/48"– 11.9 42"/36"– 11.3	RFPLT1000P	10-Inch			
	Inline	VTI610W	600	54"/48"– 6.5 42"/36"– 5.9	—	6-Inch			
		VTI1010W	1000	54"/48"– 8.4 42"/36"– 7.8	—	10-Inch			
	Integrated	VTN630W	600	54"/48"– 4.6 42"/36"– 4.0	—	10-Inch			
		VTN1090R	1000	54"/48"– 8.0 42"/36"– 7.4	—	10-Inch			

Custom Inserts – Masterpiece®

48" – VCI248DS 36" – VCI236DS 30" – VCI230DS	Remote	VTR630W	600	5.2	RFPLT600P	6-Inch	Required*	10-Inch	Vertical
		VTR1030W	1000	7.8	RFPLT1000P	10-Inch			
		VTR1330W	1300	9.5	RFPLT1000P	10-Inch			
	Inline	VTI610W	600	6.9	—	6-Inch			
		VTI1010W	1000	8.8	—	10-Inch			
	Integrated	VTI610W	600	6.9	—	6-Inch			
		VTI1010W	1000	7.6	—	10-Inch			

\*Purchase separately at most hardware stores, unless otherwise indicated with a Thermador model number.



# BLOWER AND DUCT SELECTION GUIDE

ACCESSORIES

Blower Information						Hood Information		
Type	Model #	CFM	Max. Total Amps (120V, 60Hz)	Roofplate Required	Duct Size at Blower	Transition w/Backdraft Damper	Duct Size at Discharge	Discharge Direction**

Downdraft Hoods – Masterpiece®

36" – UCVM36RS 36" – UCVP36RS 30" – UCVM30RS  Use Recirculation Kit UCVRECIRC with induction / electric cooktops only	Remote	VTR630W	600	6.7	RFPLT600P	6-Inch	CVTSIDE6* CVTFRONT6	6-Inch	Left / Right / Rear Front
		VTR1030W	1000	8.4	RFPLT1000P	10-Inch	CVTSIDE10* CVTFRONT10	10-Inch	Left / Right / Rear Front
		VTR1330W	1300	11.9	RFPLT1000P	10-Inch	CVTSIDE10* CVTFRONT10	10-Inch	Left / Right / Rear Front
	Inline	VTI610W	600	6.5	—	6-Inch	CVTSIDE6* CVTFRONT6	6-Inch	Left / Right / Rear Front
		VTI1010W	1000	8.4	—	10-Inch	CVTSIDE10* CVTFRONT10	10-Inch	Left / Right / Rear Front
		VTI1010W	1000	8.4	—	10-Inch	CVTSIDE10* CVTFRONT10	10-Inch	Left / Right / Rear Front
	Flexible	VTD600P	600	4.5	—	8-Inch	CVTSIDE8* CVTFRONT8	8-Inch	Left / Right / Rear Front
		VTD600P	600	4.5	—	8-Inch	CVTSIDE8* CVTFRONT8	8-Inch	Left / Right / Rear Front
		VTD600P	600	4.5	—	8-Inch	CVTSIDE8* CVTFRONT8	8-Inch	Left / Right / Rear Front
		VTD600P	600	4.5	—	8-Inch	CVTSIDE8* CVTFRONT8	8-Inch	Left / Right / Rear Front
		VTD600P	600	4.5	—	8-Inch	CVTSIDE8* CVTFRONT8	8-Inch	Left / Right / Rear Front
		VTD600P	600	4.5	—	8-Inch	CVTSIDE8* CVTFRONT8	8-Inch	Left / Right / Rear Front

\*CVDUCT2 transition required to directly connect CVDUCT2 to sides or rear of downdraft housing. Can be used as an extension to exhaust through a cabinet or wall, and can be cut to modify length. For use with installation of inline or remote blower applications with CVTSIDE6, CVTSIDE8, and CVTSIDE10.

\*\*CVTRECT2 transition required to connect CVDUCT2 rectangular duct to downdraft housing at left, right, or rear

## REMOTE BLOWER

Accessories

25 ft. Blower Connector Cable

For use with the following inline, remote and flexible blowers:  
VTR630W, VTR1030W, VTR1330W, VTI610W, VTI1010W, VTD600P  
[EXTNCB25W](#)

Roofplate Material Combinations

Roofplate	Remote Blower
<a href="#">RFPLT600P</a>	VTR630W
<a href="#">RFPLT1000P</a>	VTR1030W, VTR1330W

# DISHWASHERS

ACCESSORIES

Dishwasher Supply and Drainage Hose Extension

[SGZ1010UC](#) – 76 3/4"

Fine Silverware Carafe



[SMZ5002UC](#)

Dishwasher Accessory Kit

Accessory Kit includes Extra-Tall-Item Sprinkler, Vase / Bottle Holder, 3 Plastic Item Clips and Small Item Basket  
[SMZ5000](#)



Junction Box

[SMZPCJB1UC](#) (For Use with Hardwire Installations)

## ALL STAINLESS STEEL PRODUCT

ACCESSORIES

Stainless Steel Conditioner



Keeps Thermador® stainless steel appliances looking their best, creating a brilliant, long-lasting shine that helps protect against fingerprints and smudges.  
(16 oz. bottle)  
[00576697](#)

# BUILT-IN COFFEE MACHINE

ACCESSORIES

Stainless Steel Trim Kit



[TCMTK30RS](#) – 30-Inch

Stainless Steel Milk Container

[11005967](#)

1 Lb. Bean Container

[11015223](#)

Water Filter

[12008246](#)

Descaling Tablets

[00573828](#)

Cleaning Tablets

[00573829](#)



FREEDOM  
REFRIGERATION  
ACCESSORIES

Flat Stainless Steel Door Panels

Fresh Food – For Use with Handle

- TFL23IR900 – 23.5-Inch
- TFL24IR800 – 24-Inch
- TFL30IR800 – 30-Inch
- TFL36IR900 – 36-Inch



Fresh Food – Handleless\*\*

- TFL23IR905\* – 23.5-Inch
- TFL24IR905\* – 24-Inch
- TFL30IR905 – 30-Inch
- TFL36IR905\* – 36-Inch

Freezer – For Use with Handle

- TFL18ID800 – 18-Inch with Dispenser
- TFL18IR800 – 18-Inch without Dispenser
- TFL24ID800 – 24-Inch with Dispenser
- TFL24IR800 – 24-Inch without Dispenser
- TFL30IR800 – 30-Inch without Dispenser
- TFL36IR900 – 36-Inch without Dispenser

Freezer – Handleless\*\*

- TFL18ID905\* – 18-Inch with Dispenser
- TFL18IR905 – 18-Inch without Dispenser
- TFL24ID905\* – 24-Inch with Dispenser
- TFL24IR905\* – 24-Inch without Dispenser
- TFL30IR905\* – 30-Inch without Dispenser
- TFL36IR905\* – 36-Inch without Dispenser

Wine Preservation – For Use with Handle

- TFL18IW800 – 18-Inch
- TFL24IW800 – 24-Inch

Wine Preservation – Handleless\*\*

- TFL18IW905\* – 18-Inch
- TFL24IW905 – 24-Inch

Bottom Freezer – For Use with Handle

- TFL30IB800 – 30-Inch 2-Door
- TFL36IB800 – 36-Inch 2-Door
- TFL36IT800 – 36-Inch French Door

Bottom Freezer – Handleless\*\*

- TFL30IB905\* – 30-Inch 2-Door
- TFL36IB905\* – 36-Inch 2-Door
- TFL36IT905 – 36-Inch French Door

Handles

Important Note:

Choose one handle for each column or glass door under-counter model, choose 2 handles for each 2-door bottom freezer or double drawer under-counter model and choose 3 handles for each French Door bottom freezer.

Freedom Columns and Bottom Freezers



36-Inch Professional Handle  
PR36HNDL20

30-Inch Professional Handle  
PR30HNDL20



36-Inch Masterpiece® Handle  
MS36HNDL20

30-Inch Masterpiece® Handle  
MS30HNDL20

Freedom Under-Counter



22-Inch Professional Handle – Glass Door  
PR22HNDL20

20-Inch Professional Handle – Double Drawer  
PR20HNDL20



22-Inch Masterpiece® Handle – Glass Door  
MS22HNDL20

20-Inch Masterpiece® Handle – Double Drawer  
MS20HNDL20

Wine Preservation Shelf

Additional wine shelf increases capacity to 99 bottles on 24-Inch column and 62 bottles on 18-Inch column (750mL bottles).



18-Inch Wine Column Shelf  
T18WINERK1



24-Inch Wine Column Shelf  
T24WINERK1

FREEDOM  
REFRIGERATION  
ACCESSORIES

Storage



Small Produce Bin  
SPRODBIN10



Large Produce Bin  
LPRODBIN10



Large Ice Bucket  
ICEBUCKETL



36-Inch Half Gallon Bin  
36HFGALBIN



30-Inch Half Gallon Bin  
30HFGALBIN



24-Inch Half Gallon Bin  
24HFGALBIN



French Door Half Gallon Bin  
3DHFGALBIN



36-Inch Produce Railing  
36PRODRAIL



30-Inch Produce Railing  
30PRODRAIL



24-Inch Produce Railing  
24PRODRAIL

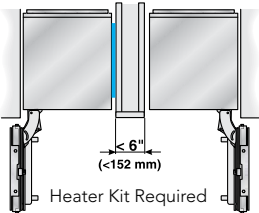


French Door Produce Railing  
3DPRODRAIL

Freedom® Heater Kits

When two appliances are installed side-by-side a sealing kit must be used. For combinations that involve a freezer column, this kit is included. For all other (non-traditional, i.e. two wine columns, two bottom freezers, etc.) side-by-side combinations or instances where any appliances are installed less than 6" (152 mm) apart from one another but not connected side-by-side, purchase this kit. This kit is recommended for use with any installation in areas that are subject to humidity, or located next to an outside wall.

HEATRKIT20 – 13W @ 120V



Filters



Freedom® Water Filter Replacement water filter for use in all freezer and bottom freezer models  
REPLFLTR10



By-Pass Filter for use with existing in-home water filtration systems in all freezers and bottom freezer models  
SCRNFLTR10




Water Filter Replacement water filter for use in all under-counter models  
UCTRFLTR10

\*Available Summer 2019


\*\*Handleless Panels should not be installed on units without the SoftClose® capability. If you are uncertain if you have a refrigeration unit with SoftClose® capability please contact our customer team by calling 1-800-735-4328.



Pro Harmony® Ranges

	★ PRD486WLHU	18
	★ PRD486WDHU	18
	★ PRD484WCHU	18
	★ PRG486WLH	19
	★ PRG486WDH	19
	★ PRD364WLHU	18
	★ PRD364WDHU	18
	★ PRD366WHU	18
	★ PRG364WLH	19
	★ PRG364WDH	19
	★ PRG366WH	19
	PRD305WHU	18
	PRD304WHU	18
	PRG305WH	19
	PRG304WH	19


Pro Grand® Ranges

	★ PRD606WCSG	20
	★ PRD606WESG	20
	★ PRD606WCG	20
	★ PRD606WEG	20
	★ PRD48WCSGU	20
	★ PRD48WLSGU	20
	★ PRD48WDSGU	20
	★ PRD48WISGU	20
	★ PRD486WLGU	21
	★ PRD486WDGU	21
	★ PRD484WCGU	21
	★ PRD486WIGU	21
	★ PRG486WLG	21
	★ PRG486WDG	21
	★ PRD364WLGU	21
	★ PRD364WDGU	21
	★ PRD366WGU	21
	★ PRD364WIGU	21
	★ PRG364WLG	21
	★ PRG364WDG	21
	★ PRG366WVG	21


Professional Rangetops

	PCG486WD	27
	PCG486WL	27
	PCG364WD	27
	PCG364WL	27
	PCG366W	27
	PCG305W	27

Built-In Ovens

	★ PODS301W	35
	★ MEDS301WS	35
	★ POD301W	35
	★ POD301LW	35
	★ POD301RW	35
	★ PO301W	35
	★ MED301WS	35
	★ MED301LWS	35
	★ MED301RWS	35
	★ ME301WS	35
	MC30WP	35
	MC30WS	35
	★ POD302W	36
	★ POD302LW	36
	★ POD302RW	36
	★ PO302W	36
	★ MED302WS	36
	★ MED302LWS	36
	★ MED302RWS	36
	★ ME302WS	36
	★ PODS302W	37
	★ MEDS302WS	37
	★ PODMCW31W	37
	★ PODMC301W	37
	★ POM301W	37
	★ MEDMCW31WS	37
	★ MEDMC301WS	37
	★ MEM301WS	37


Built-In Microwaves

	MD30WS	39
	MD24WS	39
	MB30WP	39
	MB30WS	39


Warming & Storage Drawers

	WD30W	41
	WD30WC	41
	SD30WC	41
	SDS30WC	41


Gas Cooktops

	SGSXP365TS	47
	SGSP365TS	47
	SGSX365TS	47
	SGS365TS	47
	SGSXP305TS	47
	SGSP305TS	47
	SGSX305TS	47
	SGS305TS	47


Induction Cooktops

	★ CIT36XWB	53
	★ CIT36XWBB	53
	★ CIT367XGS	53
	★ CIT367XG	53
	★ CIT367XMS	53
	★ CIT367XM	53
	CIT365TB	53
	★ CIT30XWBB	53
	CIT304TM	53
	CIT304TB	53


Electric Cooktops

	CET366TB	55
	CEM366TB	55
	CET305TB	55
	CEM305TB	55


Wall Hoods

	★ PH60GWS	64
	★ PH54GWS	64
	★ PH48GWS	64
	★ PH42GWS	64
	★ PH36GWS	64
	PH48HWS	64
	PH36HWS	64
	PH30HWS	64
	★ HMWB36WS	64
	★ HMWB30WS	64
	★ HMWB481WS	64
	★ HMWB361WS	64
	★ HMDW36WS	64
	★ HMDW30WS	64


Chimney Wall Hoods

	HPCN48WS	64
	HPCN36WS	64
	★ HMCB36WS	64
	★ HMCB30WS	64
	★ HDDB36WS	64
	★ HDDB30WS	65


Island Hoods

	★ HPIN54WS	65
	★ HPIN42WS	65
	★ HMIB42WS	65
	★ HMIB36WS	65


Downdraft Hoods

	UCVP36XS	65
	UCVM36XS	65
	UCVM30XS	65


Custom Hood Inserts

	★ VCIN60GWS	65
	★ VCIN54GWS	65
	★ VCIN48GWS	65
	★ VCIN42GWS	65
	★ VCIN36GWS	65
	VCI248DS	65
	VCI236DS	65
	VCI230DS	65


Fresh Food Columns

	T23IR900SP	88
	T24IR900SP	88
	T24IR902SP	88
	T30IR900SP	88
	★ T30IR901SP	88
	★ T30IR902SP	88
	T36IR900SP	88


Freezer Columns

	T18ID900RP	88
	T18ID900LP	88
	T24ID900RP	88
	T24ID900LP	88
	T18IF900SP	89
	★ T18IF901SP	89
	T24IF900SP	89
	T30IF900SP	89
	T36IF900SP	89

Wine Preservation Columns

	T18IW900SP	89
	T24IW900SP	89
	★ T24IW901SP	89


Bottom Freezers

	T30IB900SP	90
	T36IB900SP	90
	T36IB902NP	90
	T36IT900NP	90
	★ T36IT901NP	90
	★ T36IT902NP	90
	T30BB920SS	90
	T36BB920SS	90
	T36BT920NS	90
	T30BB910SS	91
	T36BB910SS	91
	T36BT910NS	91

Built-In Coffee Machines

	★ TCM24PS	107
	★ TCM24TS	107

Under-Counter Refrigeration

	T24UR920LS	92
	T24UR920RS	92
	T24UR910LS	92
	T24UR910RS	92
	T24UR900LP	92
	T24UR900RP	92
	T24UW920LS	92
	T24UW920RS	92
	T24UW910LS	92
	T24UW910RS	92
	T24UW900LP	92
	T24UW900RP	92
	T24UR920DS	93
	T24UR910DS	93
	T24UR900DP	93
	T24UC920DS	93
	T24UC910DS	93
	T24UC900DP	93

Dishwashers

	★ DWHD770WFP	100
	★ DWHD770WFM	100
	★ DWHD770WPR	100
	★ DWHD660WFP	101
	★ DWHD650WFP	101
	★ DWHD650WFM	101
	★ DWHD650WPR	101

Warranty

128





**Professional Ranges**

Limited warranty, entire appliance, parts and labor (2 year)

**Professional Rangetops**

Limited warranty, entire appliance, parts and labor (2 year)

**Built-In Ovens**

Limited warranty parts and labor (2 year)

**Induction Cooktops**

Limited warranty, entire appliance, parts and labor (2 year)

**Gas Cooktops**

Limited warranty, entire appliance, parts and labor (2 year)

**Electric Cooktops**

Limited warranty, entire appliance, parts and labor (2 year)

**Ventilation**

Limited warranty, entire appliance, parts and labor (2 year)

**Warming & Storage Drawers**

Limited warranty, entire appliance, parts and labor (2 year)

**Built-In Microwaves**

Limited warranty, entire appliance, parts and labor (2 year)

**Refrigeration**

Limited two-year warranty, entire appliance, parts and labor on any part of the refrigerator that fails because of a manufacturing defect

Limited warranty for sealed refrigeration system\*; parts and labor (3rd to 6th year)

Limited warranty for sealed refrigeration system\*; parts only (7th to 12th year)

\*Sealed refrigeration system includes compressor, evaporator, condenser, dryer / strainer and connection tubing

**Dishwashers**

Limited warranty, entire appliance, parts and labor (2 year)

Limited warranty for microprocessor or printed circuit board; parts only (3rd to 5th year)

Limited warranty for racks (does not include rack components); parts only (3rd to 5th year)

Limited warranty for rust-through on inner tub liner; parts only (Lifetime)

**Built-In Coffee Machines**

Limited warranty, entire appliance, parts and labor (2 year)

Thermador is committed to supporting you throughout all of your culinary endeavors. Whether you would like to research our products, learn more about the use and care of your appliances, or spice up your next dinner party with new and unique recipes, explore a world of resources at thermador.com.



*Follow Us*

- thermador.com/blog
- @thermador
- @thermadorhome
- @thermador
- @thermador
- youtube.com/thermadorhome

*Take Us With You*

Text a Thermador model number to 21432, to have specs sent to your phone.  
Text LOOKBOOK or DESIGN GUIDE to 21432 to get the Thermador Lookbook or Design Guide sent to your phone.

*Exceptional Customer Care 24/7*

For dedicated customer service on any Thermador product: call 1-800-735-4328 or contact us at thermador.com.



These warranties give you specific legal rights and you may have other rights that vary from state to state. Limited Warranty from Date of Purchase. For complete warranty details, refer to your Use & Care manual, or ask your dealer.

Specifications are for planning purposes only. Refer to installation instructions and consult your countertop supplier prior to making counter opening. Consult with a heating and ventilation engineer for your specific ventilation requirements. For the most detailed information, refer to installation instructions accompanying product or write to Thermador® indicating the model number. Specifications are correct at time of printing. Thermador reserves the right to change product specifications or design without notice. Some models are certified for use in Canada. Thermador is not responsible for products that are transported from the U.S. for use in Canada.

©2020 BSH Home Appliances Corporation.









1 800 735 4328 | USA THERMADOR.COM | CANADA THERMADOR.CA

©2020 BSH HOME APPLIANCES CORPORATION. ALL RIGHTS RESERVED.  
19-THD-0896 MCG-DIGITAL 6/20